



**Annual
Financial Statements
FY 2019-20**

**Punjab State Transmission Corporation Limited
The Mall, Patiala**

Balance Sheet As at March 31, 2020


(Rupees in Lacs)


Sr. No.	Particulars	Note No.	Figures As at March 31, 2020	Figures As at March 31, 2019 (Restated)
I	ASSETS			
	1. Non current assets			
	(a) Property, Plant and Equipment	3	7,15,229.59	7,14,212.72
	(b) Intangible Assets	4	11.97	9.61
	(c) Assets held for sale	5	286.86	647.63
	(d) Capital work in progress	6 & 7	34,868.93	41,731.95
	(e) Financial Assets			
	(i) Others	8	186.04	189.70
	(f) Other non current assets	9	90.03	5,694.60
	Total (3+4+ 5+6&7+8+9)	A	7,50,673.42	7,62,486.22
	2. Current assets			
	(a) Inventories	10	2,333.85	2,592.91
	(b) Financial assets			
	(i) Trade receivables	11	30,180.88	25,856.37
	(ii) Cash and cash equivalents	12	1,116.22	609.87
	(iii) Bank balance other than (ii) above	13	-	25.54
	(iv) Others	14	666.17	216.41
	(c) Current tax assets (Net)	15	8,139.49	5,622.36
	(d) Other current assets	16	1,034.03	33.46
	Total (10+11+12+13+14+15+16)	B	43,470.65	34,956.91
	Grand Total	(A+B)	7,94,144.07	7,97,443.13
II	EQUITY AND LIABILITIES			
	EQUITY			
	(a) Equity share capital	17	60,588.35	60,588.35
	(b) Other equity	18	2,21,211.80	2,24,708.12
	Total (17+18)	A	2,81,800.15	2,85,296.47
	LIABILITIES			
	1. Non current liabilities			
	(a) Financial liabilities			
	(i) Borrowings	19	4,04,450.81	4,26,595.19
	(ii) Lease Liabilities	20	700.26	-
	(b) Provisions	21	2,433.07	1,522.69
	(c) Other non current liabilities	22	16,464.93	7,466.68
	Total (19+20+21+22)	B	4,24,049.06	4,35,584.56
	2. Current liabilities			
	(a) Financial liabilities			
	(i) Borrowings	23	7,770.92	3,199.87
	(ii) Lease Liabilities	24	69.48	-
	(ii) Other financial liabilities (other than those specified in item (c))	25	71,369.29	65,353.58
	(b) Other current liabilities	26	1,380.01	854.83
	(c) Provisions	27	55.70	43.32
	Total (23+24+25+26+27)	C	80,645.39	69,451.59
	3. Deferred revenue	28	7,649.46	7,110.50
	Total	D	7,649.46	7,110.50
	Grand Total	(A+B+C+D)	7,94,144.07	7,97,443.13
	Significant accounting policies	2		
The accompanied Notes 1 to 66 form an integral part of these financial statements				


As per our report of even date attached


For and on behalf of the Board

For B D Bansal & Co.
Chartered Accountants
FRN 000621N


(Kanika Mehra)
Partner
M.No. 514757
Place: Patiala
Date: 6/10/2020




(Vinod Kumar Bansal)
Director/F&C


(Anurag Agarwal)
Chairman-cum-Managing
Director


(Parveen Kumar Singla)
Chief Financial Officer



PUNJAB STATE TRANSMISSION CORPORATION LIMITED

Statement of Profit & Loss for the year ended March 31, 2020

(Rupees in Lacs)

Sr. No.	Particulars	Note No.	For the year ended March 31, 2020	For the year ended March 31, 2019 (Restated)
I	Income			
	(a) Revenue from operations	29	1,32,106.63	1,24,538.63
	(b) Other Income	30	4,328.42	3,583.25
	Total Income	A	1,36,435.05	1,28,121.89
II	Expenses			
	(a) Employee benefits expense	31	51,435.90	47,388.86
	(b) Finance costs	32	46,438.84	46,678.75
	(c) Depreciation, amortization & impairment expenses	33	29,364.45	27,703.43
	(d) Other expenses			
	(i) Repairs & maintenance	34	3,063.99	3,353.01
	(ii) Administration & General expenses	35	2,631.84	2,587.94
	(iii) ULDC charges	36	953.46	767.69
	(iv) Others expenses/debits	37	5,903.75	459.10
	Total expenses	B	1,39,792.23	1,28,938.78
III	Profit/(Loss) before tax (A-B)	C	(3,357.18)	(816.90)
	Tax expense			
	- Current tax		-	-
	Total Tax Expense	D	-	-
IV	Profit/(Loss) for the period (C-D)	E	(3,357.18)	(816.90)
V	Other Comprehensive Income			
	(a) Items that will not be reclassified to profit or loss			
	-Actuarial Gain/(Loss) on Gratuity	38	(139.14)	(6.71)
	Other Comprehensive Income	F	(139.14)	(6.71)
VI	Total Comprehensive Income for the period (E + F)		(3,496.32)	(823.61)
	Earnings per equity share			
	Basic & Diluted (₹)	53	(0.55)	(0.13)


As per our report of even date attached
For B D Bansal & Co.
Chartered Accountants
FRN 000621N

(Kanika Mehra)
Partner

M.No. 514757

Place: Patiala

Date: 6/10/2020



For and on behalf of the Board

(Vinod Kumar Bansal)
Director/F&C

(Anurag Agarwal)
Chairman-cum-Managing
Director

(Parveen Kumar Singla)
Chief Financial Officer


Cash Flow Statement for the period ended March 31, 2020

(Rupees in Lacs)

Sr. No.	PARTICULARS	For the year ended March 31, 2020		For the year ended March 31, 2019 (Restated)	
(A)	Cash Flow from Operating Activities				
	Net Profit/(Loss) before tax		(3,357.18)		(816.90)
	Adjustment for:-				
i	Income/Loss from sale of fixed assets	(380.64)		366.36	
ii	Interest on Bank deposits	(5.05)		(15.45)	
iii	Provision withdrawn on unserviceable items - Capital	-		(18.61)	
iv	Provision withdrawn on unserviceable/obsolete items - O&M	-		(28.39)	
v	Provision withdrawn on losses under investigation	-		(0.71)	
vi	Provision for obsolete items - Capital	184.43		7.40	
vii	Provision for doubtful due from consumers	4.32		-	
viii	Provision withdrawn for obsolete items - Capital	(4.77)		-	
ix	Provision for losses under investigation	74.75		80.48	
x	Provision for obsolete items - O&M	0.25		-	
xi	Finance cost	46,438.84		46,678.75	
xii	Depreciation, Amortization & Impairment Expenses	29,364.45		27,703.43	
xiii	Reversal of excess provision of impairment loss	(328.94)	75,347.65	(566.36)	74,206.90
	Operating Profit/(Loss) before working capital changes		71,990.47		73,390.01
	Adjustment for working capital changes:				
	(Increase)/Decrease in :-				
i	Trade receivables	(4,328.84)		6,459.46	
ii	Inventories	258.81		(844.90)	
iii	Other non current financial assets (excluding provision)	(71.08)		(34.85)	
iv	Other non current assets	5,604.57		18.41	
v	Bank balance other than cash & cash equivalent	25.54		(25.54)	
vi	Other current financial assets	(449.76)		394.14	
vii	Other current assets	(1,000.57)		18.17	
	Increase/(Decrease) in				
viii	Non current provisions (including OCI)	771.23		395.86	
ix	Current provisions	12.38		10.77	
x	Other non current liabilities	8,998.25		4,273.15	
xi	Other current financial liabilities (excluding interest accrued & borrowings)	1,375.03		1,204.92	
xii	Other current liabilities	525.18		338.15	
	Net working capital change		11,720.74		12,207.73
	Cash generated from operations		83,711.20		85,597.74
	Income tax (paid)/TDS/Refund (Net)		(2,517.13)		(720.38)
	Net Cash from operating activities		81,194.07		84,877.36
(B)	Cash Flow from investing activities				
i	(Increase)/Decrease in :-				
a	PPE (Net carrying amount + Depreciation excluding capitalized)	(30,586.70)		(35,876.53)	
	Intangible assets (Net carrying amount + Amortization)	(4.55)		(10.03)	
	Assets held for sale (Net carrying amount + Impairment - reversal)	524.06		333.75	
b	Capital work in progress including capital stores(excluding provisions)	6,683.35		12,986.20	
ii	Income/Loss from sale of fixed assets	380.64		(366.36)	
iii	Interest on Bank deposits	5.05		15.45	
	Net Cash used in investing activities		(22,998.14)		(22,917.51)
(C)	Cash Flow from financing activities				
i	Finance cost paid after adjustment of interest accrued on loans and lease liabilities	(46,271.02)		(45,329.07)	
ii	Proceeds from long term borrowings (including current maturities)	31,253.27		30,222.24	
iii	Repayments of long term borrowings (including current maturities)	(48,924.79)		(43,417.92)	
iv	Proceeds from short term borrowings	4,571.05		3,135.20	
v	Repayments of short term borrowings	-		(10,000.00)	
vi	Proceeds from Lease liabilities	785.38		-	
vii	Repayments of lease liabilities	(15.65)		-	
viii	Consumer contribution for creating fixed assets	28.57		2,029.28	
ix	Government grants received towards cost of capital assets - yet to be utilized	258.94		732.13	
x	Government grants received towards cost of capital assets - utilized	624.66		336.00	
	Net Cash from financing activities		(57,689.58)		(62,292.14)
(D)	Net Increase/(Decrease) in cash and cash equivalents (A+B+C)		506.35		(332.30)
(E)	Cash and cash equivalents at the beginning of the year		609.87		942.17
(F)	Cash and cash equivalents at the end of the year (Refer Note No.12)		1,116.22		609.87

As per our report of even date attached
For B D Bansal & Co.
Chartered Accountants
FRN 000621N

(Kanika Mehra)
Partner
M.No. 514757
Place: Patiala
Date: 6/10/2020



For and on behalf of the Board

(Vinod Kumar Bansal)
Director/F&C

(Anurag Agarwal)
Chairman-cum-Managing
Director

(Parveen Kumar Singla)
Chief Financial Officer

PUNJAB STATE TRANSMISSION CORPORATION LIMITED

Statement of Changes in Equity for the period ended March 31, 2020

A. Equity Share Capital (Rupees in Lacs)

Balance as at March 31, 2018	60,588.35
Changes in equity share capital during the year	-
Balance as at March 31, 2019	60,588.35
Changes in equity share capital during the year	-
Balance as at March 31, 2020	60,588.35

B. Other Equity (Rupees in Lacs)

Particulars	Reserves & Surplus			Total
	General Reserve	Capital Reserve	Retained Earnings (Surplus Account)	
Balance at the end of reporting period March 31, 2019	200.05	1,86,210.78	38,425.30	2,24,836.13
Changes in profit/(loss) after Prior period adjustment made in Books 2019-20 relating to the period 2018-19. (Amount of terminal benefits relating to FY 2018-19 intimated by PSPCL after finalization of Balance Sheet of FY 2018-19) shown in 2019-20 as per Ind AS 8	-	-	(128.01)	(128.01)
Balance at the end of reporting period March 31, 2019 (Restated)	200.05	1,86,210.78	38,297.29	2,24,708.12
Profit during the year	-	-	(3,357.18)	(3,357.18)
Other comprehensive income	-	-	(139.14)	(139.14)
Total Comprehensive income			(3,496.32)	(3,496.32)
Balance at the end of the reporting period March 31, 2020	200.05	1,86,210.78	34,800.97	2,21,211.80

Note: (i) General Reserve will be utilized for distribution of dividend/meeting future losses (if any).


(ii) Capital Reserve includes amount of Rs. 1,84,582.08 lacs parked/received as opening balance through transfer scheme notified by Punjab Government on 24.12.2012 and amount of Rs. 1628.71 lacs pertaining to the period 16.04.2010 to 31.03.2015 transferred in FY 2015-16 from "Reserve for Material cost variance".

As per our report of even date attached
For B D Bansal & Co.

Chartered Accountants
FRN 000621N

(Kanika Mehra)
Partner

M.No. 514757
Place: Patiala
Date: 6/10/2020



For and on behalf of the Board

(Vinod Kumar Bansal)
Director/F&C

(Anurag Agarwal)
Chairman-cum-Managing
Director

(Parveen Kumar Singla)
Chief Financial Officer



PUNJAB STATE TRANSMISSION CORPORATION LIMITED

NOTES FORMING PART OF THE FINANCIAL STATEMENT

1 General Information


- Punjab State Transmission Corporation Limited (PSTCL) was incorporated on April 16, 2010 under the Companies Act, 1956. The Certificate of commencement of Business was received on the same date from Registrar of Companies, Chandigarh.
- The Government of Punjab restructured the Punjab State Electricity Board under the provisions of the Electricity Act, 2003. In exercise of Powers conferred by Section 131, 132 and 133 of the Act, the Government of Punjab made a Scheme called the Punjab Power Sector Reforms Transfer Scheme, 2010 (Transfer Scheme) vide Notification dated April 16, 2010 which inter alia provided for transfer of functions, undertakings assets, properties, rights, liabilities, obligations, proceedings and personnel of Punjab State Electricity Board. The Scheme was subsequently amended by State Government by making a Scheme called the Punjab Power Sector Reforms Transfer (First Amendment) Scheme, 2012 which was notified on December 24, 2012.
- In exercise of the powers conferred by sub clause 4 of clause 5 of the Transfer Scheme read with Section 131, 132 & 133 of the Act, the Government of Punjab transferred and vested the transmission undertaking with Punjab State Transmission Corporation Limited by way of Notifications No. 1/4/04-EB/PR/620 & 632 dated December 24, 2012 by vesting the transmission undertaking aggregate value of assets & liabilities of Rs. 4,114.28 crores as on April 16, 2010 and from the said date, Company is carrying on the business of transmission of electricity in the State of Punjab and discharging the functions of State Load Dispatch Centre.

2 Significant Accounting Policies

2.1 Basis of preparation of Financial Statements

i) Statement of Compliance

- The financial statements are prepared in accordance with Indian Accounting Standards (Ind AS) as notified by Ministry of Corporate Affairs, under the provisions of the Companies Act, 2013 ('Act') (to the extent notified), applicable provisions of the Companies Act, 1956 and the provisions of the Electricity Act, 2003 to the extent applicable. The Ind AS are prescribed under Section 133 of the Act read with Rule 3 of the Companies (Indian Accounting Standards) Rules, 2015 and Companies (Indian Accounting Standards) Amendment Rules, 2016.
- The Company has adopted Ind AS standards and the adoption was carried out in accordance with Ind AS 101 First time adoption of Indian Accounting Standards. For all the periods up to and including 31 March 2016, the



Company prepared its financial statements in accordance with Generally Accepted Accounting Principles (GAAP) in India, accounting standards specified under Section 133 of the Companies Act, 2013 (to the extent notified and applicable) read with Companies (Accounting Standards) Rules, 2006 (as amended), applicable provisions of the Companies Act, 1956, and the provisions of the Electricity Act, 2003 to the extent applicable. The Company followed the provisions of Ind AS 101 in preparing its opening Ind AS Balance Sheet as of the date of transition, viz. 1 April 2015.

- Accounting policies have been consistently applied except where a newly issued accounting standard is initially adopted or a revision to an existing accounting standard requires a change in the accounting policy hitherto in use.

ii) Basis of Measurement

- The financial statements are prepared on the accrual basis of accounting under Historical cost convention except specifically mentioned in relevant accounting policies.

iii) Use of estimates and judgment

- The preparation of financial statements is in conformity with Ind AS which requires the management to make judgments, estimates and assumptions that affect the reported amounts of revenues, expenses, assets and liabilities and the accompanying disclosure/s, at the end of the reporting period. The estimates are based on the management's best knowledge of current events and actions, uncertainty about these assumptions and estimates could result in the outcomes requiring a material adjustment to the carrying amounts of assets or liabilities in future periods.

iv) Functional and presentation currency

- These financial statements are presented in Indian rupees, the national currency of India, which is the functional currency of the Company.

2.2 Property, Plant and Equipment (PPE)

- The Company has adopted the cost model of recognition under Ind AS 16 to measure the Property, Plant and Equipment. Consequently, all Property, Plant and Equipment are carried at its cost less accumulated depreciation and accumulated impairment losses, if any.
- The cost of an item of Property, Plant and Equipment comprises its purchase price, including import duties and non-refundable taxes, after deducting trade discounts and rebates, any directly attributable expenditure to bring the Property, Plant and Equipment to the location and making it ready for its



intended use.

- Property, Plant and Equipment acquired as replacement of the existing assets/ component are capitalized and its corresponding replaced assets/ component removed/ retired from active use are derecognized.
- Spares parts procured along with the Plant & Machinery or subsequently which meets the recognition criteria of Property, Plant and Equipment are capitalized and added in the carrying amount of such item. The carrying amount of spare parts that are replaced is derecognized when no future economic benefits are expected from their use or upon disposal. Other machinery spares are treated as "stores & spares" forming part of the inventory.
- Stand-by equipment are recognised in accordance with Ind AS 16 when they meet the definition of Property, Plant and Equipment. Otherwise, such items are classified as inventory.
- Gains or losses arising from derecognition of an item of Property, Plant and Equipment is measured as the difference between the net disposal proceeds and the carrying amount of the asset and is recognized in the statement of profit and loss when the asset is derecognized.
- In case of Property, Plant and Equipment 100% funded by consumer contribution, amount equal to the annual depreciation on such Property, Plant and Equipment has been transferred from deferred income to depreciation.
- In case of Property, Plant and Equipment part funded by consumer contribution, proportionate amount of the annual depreciation has been transferred from deferred income to depreciation and balance depreciation is transferred to Profit & Loss Account.
- In respect of supply-cum-erection contracts, the value of supplies received at site and accepted is treated as Capital Work-in-progress.
- Claims for price variation/exchange rate variation in case of contracts are accounted for on acceptance of claims.

2.3 Capital work in progress

- Projects under which the Property, Plant and Equipment are not yet ready for their intended use are carried at cost, comprising direct costs, related incidental expenses and attributable interest.
- All expenditure relating to Capital works of Transmission System




Organization are allocated to the capital projects on pro rata basis.

2.4 Capital Stores

- Materials purchased for capital projects are classified as Capital stores and these are valued at cost.

2.5 Depreciation and Amortization

- In line with Part B of Schedule II to Companies Act 2013, with effect from April 01, 2017, depreciation is provided as per PSERC (Terms & Conditions for determination of Generation, Transmission, Wheeling and Retail supply Tariff) Regulations, 2014 as amended from time to time. In accordance with PSERC Regulations depreciation has been provided on the straight line method over the useful life of the asset at the rates of depreciation specified in Appendix II of the Central Electricity Regulatory Commission (Terms & Conditions of Tariff) Regulations, 2014 as amended from time to time.
- The tangible Property, Plant and Equipment are depreciated up to 90% of the original cost after taking 10% as residual value of Property, Plant and Equipment.
Provided that the remaining depreciable value as on 31st March of the year closing after a period of 12 years from date of commercial operation/put in use of the asset shall be spread over the balance useful life of the assets as per PSERC Regulations 2014 as amended from time to time.
- Temporary erections are depreciated fully (100%) in the year of acquisitions/capitalization by taking the written down value as INR 1/- for control purpose.
- Intangible assets viz computer software and other tangible assets for which useful life is not determined by CERC/PSERC, are amortised/depreciated on straight line method at rates specified in Appendix II of Central Electricity Regulatory Commission (Terms & Conditions of Tariff) Regulations, 2014 as amended from time to time till PSERC notifies the same.
- Depreciation on additions to/deductions from Property, Plant and Equipment during the year is charged on pro-rata basis from the month of such addition or as the case may be up to the month in which such Property, Plant and Equipment is sold, discarded, demolished or destroyed.
- Property, Plant and Equipment costing up to Rs. 5,000/- each are fully depreciated in the year of acquisition except where specific classification has been prescribed for the purpose of depreciation under the classification Furniture & Fixtures and Office Equipment.



PUNJAB STATE TRANSMISSION CORPORATION LIMITED NOTES FORMING PART OF THE FINANCIAL STATEMENT


- Leasehold assets (including “Right-of-use” (ROU) Assets) are depreciated/ amortized over the period of lease, including the optional period of lease, as per terms of lease agreements.

2.6 Government Grant/ Assistance

- The Company may receive government grants/subsidy that require compliance with certain conditions related to the Company’s operating activities or are provided to the Company by way of financial assistance on the basis of certain qualifying criteria.
- Government grants/subsidy are recognised when there is reasonable assurance that the grant will be received and the Company will be able to comply with the conditions attached to them. These grants/subsidy are classified as grants relating to assets or revenue based on the nature of the grant.
- Government grants/subsidy with a condition to purchase, construct or otherwise acquire long term assets are initially recognised as deferred income. Once recognised as deferred income, such grants are recognised in the statement of profit and loss on a systematic basis over the useful life of the asset. Changes in estimates are recognised prospectively over the remaining life of the assets.
- Grant in the form of revenue grant/subsidy are deferred and recognised in the statement of profit and loss over the period that the related costs, for which it is intended to compensate, are expensed.

2.7 Impairment

- If the recoverable amount of an asset (or cash-generating unit) is estimated to be less than its carrying amount, the carrying amount of the asset (or cash-generating unit) is reduced to its recoverable amount. An impairment loss is recognized immediately in statement of profit and loss, unless the relevant asset is carried at a revalue amount, in which case the impairment loss is treated as a revaluation decrease.
- Recoverable amount is the higher of fair value less costs of disposal or value in use. In assessing value in use, the estimated future cash flows are discounted to their present value using a pre-tax discount rate that reflects current market assessments of the time value of money and the risks specific to the asset for which the estimates of future cash flows have not been adjusted.




- At the end of each reporting period, the company reviews the carrying amounts of its tangible, intangible assets to determine whether there is any indication that those assets have suffered an impairment loss. If any such indication exists, the recoverable amount of the asset is estimated in order to determine the extent of the impairment loss (if any).

2.8 Leases

- Lease is classified as a finance lease if it transfers substantially all the risks and rewards incidental to ownership. A lease is classified as an operating lease if it does not transfer substantially all the risks and rewards incidental to ownership.

As a lessee

- On the commencement of a Lease, the "Right-of-use" (ROU) Asset is recognized under Property, Plant & Equipment (PPE) and measured at cost. The corresponding lease liability is also recognized and measured at the present value of the lease payments/lease rental obligations that are not paid at that date. The lease payments shall be discounted using the interest rate implicit in the lease, if that rate can be readily determined. If that rate cannot be readily determined, the lessee shall use the lessee's incremental borrowing rate.
- Subsequently, the "Right-of-use" Asset is carried at its cost less accumulated depreciation/amortization and accumulated impairment losses, if any. The lease liability is measured over the lease term by increasing the carrying amount to - reflect interest on lease liability and reducing the carrying amount to reflect the lease payments made during the period and is included in borrowings or other financial liabilities as appropriate.
- The carrying amount of lease liability will be remeasured/reassessed on modifications in lease agreement or revision in-substance fixed lease payments of a lease (if any) along with the adjustment for the same in the "Right-of-use" Asset.
- Each lease payment is allocated between the liability and finance cost. The finance cost is charged to the profit or loss over the lease period so as to produce a constant periodic rate of interest on the remaining balance of the liability for each period.
- "Right-of-use" Asset shall also be fully depreciated/amortized over the period of lease as per the lease agreement.
- Lease payments, associated with short-term leases or leases for which the underlying asset is of low value, are charged to the profit or loss as an expense on a straight-line basis over the lease term.



PUNJAB STATE TRANSMISSION CORPORATION LIMITED NOTES FORMING PART OF THE FINANCIAL STATEMENT

As a lessor

- Lease income from operating leases is recognized in income on a straight-line basis over the lease term of relevant lease.


2.9 Borrowing costs

- Borrowing cost includes interest and amortization of ancillary costs incurred in connection with the arrangement of borrowings.
- General and specific borrowing costs directly attributable to the acquisition, construction or production of qualifying asset are capitalized as part of the cost of the respective asset.
- A qualifying asset is an asset that necessarily takes a substantial period of time to get ready for its intended use or sale.
- Investment income earned on the temporary investment of specific borrowings pending their expenditure on qualifying assets is deducted from the borrowing costs eligible for capitalisation.
- To the extent that an entity borrows funds generally and uses them for the purpose of obtaining a qualifying asset, the entity shall determine the amount of borrowing costs eligible for capitalisation by applying a capitalisation rate to the expenditures on that asset. The borrowing cost is capitalized on the basis of weighted average formula as under:-
 - a) Average of total opening and closing balance of CWIP
 - b) Average of opening and closing outstanding loans for capital works
 - c) Interest paid and provided for the year on loans for capital works
 - d) Capitalization of borrowing cost = $c \times a / b$.

Other borrowing costs are expensed in the period in which they are incurred.

2.10 Inventories

- Inventories are valued at lower of cost determined on weighted average basis or net realizable value.
- The cost of inventories comprise of all costs of purchase, costs of conversion and other costs incurred in bringing the inventories to their present location and condition.
- The costs of purchase consist of the purchase price including duties and taxes (other than those subsequently recoverable by the enterprise from the taxing authorities), freight inwards and other expenditure directly



attributable to the acquisition.

- The diminution in the value of obsolete, unserviceable and surplus stores and spares is ascertained on review and provided for.

2.11 Cash and cash equivalents

- Cash comprises cash on hand and demand deposits with banks. Cash equivalents are short-term balances (with an original maturity of three months or less from the date of acquisition), highly liquid investments that are readily convertible into known amounts of cash and which are subject to insignificant risk of changes in value.

2.12 Revenue recognition

- Transmission income is accounted for as and when accrued on the basis of tariff orders notified by Punjab State Electricity Regulatory Commission.
- Income from open access consumers is accounted for on the basis of Regulations read with the Tariff Orders notified by Punjab State Electricity Regulatory Commission.
- Income from natural interstate lines is accounted for on actual receipt basis.
- Other income is recognized on accrual basis except when ultimate realisation of such income is uncertain.
- Late/Delayed Payment Surcharges (DPS) on Transmission Charges is accounted for on accrual basis, where clause for levy of such type of surcharges (DPS) exists in Transmission/other agreements.
- Other Late payment surcharges, liquidated damages/warranty claims and Interest on advances to suppliers are accounted for on actual receipt basis.
- Value of waste and scrap is accounted for as and when sold.
- Revenue is measured at fair value of the consideration received or receivable.

Interest Income

- Interest income is recognised on a time proportion basis, by reference to the principal outstanding and the rate applicable, using the effective interest rate method (EIR).
- Interest income accrued on staff loans and advances are provided on accrual




basis. Interest is recovered after recovery of principal amount.

2.13 Expense

- All expenses are accounted for on accrual basis except leave travel concessions, medical reimbursements, TA/DA claims, dearness allowance and arrears of salary which are accounted for on payment basis in the year these are paid.

2.14 Employee Benefits

- Employees working in PSTCL on deputation / secondment from PSPCL either are covered under the Pension Scheme or NPS Scheme.
- Pursuant to the Punjab Power Sector Reforms Transfer (First Amendment) Scheme 2012, there shall be common Employee Benefit Trusts for Pension, Gratuity and Leave Encashment for both PSTCL and PSPCL which shall be progressively funded by PSPCL & PSTCL respectively, as decided by Punjab State Electricity Regulatory Commission, in the ratio of 88.64 : 11.36 over a period of 15 Financial Years commencing from 1st April, 2014. The terminal benefits liability accruing during the period of progressive funding, and thereafter, shall be shared in the same ratio by the both corporations. The actual amount of pension, gratuity and leave encashment paid/to be paid on and with effect from 16th April, 2010 to 31st March, 2014 shall be shared by the PSPCL and PSTCL, in the ratio of 88.64 : 11.36 on yearly basis.
- Provisions towards Gratuity and Leave Encashment in respect of employees recruited by the company are made based on actuarial valuation using the projected unit credit method.
- Re-measurement, comprising actuarial gains and losses, are recognised in the period in which they occur, directly in other comprehensive income. Remeasurement gains and losses are included in retained earnings in the statement of changes in equity and in the balance sheet.
- Short term employee benefits obligations are measured on an undiscounted basis and are expenses as the related services provided. A liability is recognized for the amount expected to be paid under short-term employee benefits if the company has a present legal or constructive obligation to pay this amount as a result of past service provided by the employee and the obligation can be estimated reliably.



2.15 Income taxes

- Income tax expense for the year represents the sum of the current tax and deferred tax.
- Current tax is the expected tax payable/receivable on the taxable income/loss for the year calculated using tax rates that have been enacted or substantively enacted by the end of the reporting period.
- Deferred tax is recognised in respect of temporary differences between the carrying amounts of assets and liabilities in the financial statements and the corresponding amounts used for taxation purpose.
- Deferred tax liabilities are generally recognized for all taxable temporary differences.
- Deferred tax assets are generally recognized only to the extent that it is probable that future taxable profits will be available against which the assets can be utilized. The carrying amount of deferred tax assets is reviewed at the end of each reporting period and reduced to the extent that it is no longer probable that the related tax benefit will be realized.
- Deferred tax recovery adjustment account is credited/ debited to the extent tax expenses is chargeable from the beneficiaries in future years on actual payment basis.
- Current and deferred tax are recognized in profit or loss, except when they relate to items that are recognized in other comprehensive income or directly in equity, in which case, the current and deferred tax are also recognized in other comprehensive income or directly in equity respectively.

2.16 Earnings per Share

- The earnings considered in ascertaining the Company's EPS comprises of the net profit / loss after tax. Basic earnings per equity share is computed by dividing net profit / loss after tax by the weighted average number of equity shares outstanding during the year.
- Diluted earnings per equity share is computed using the weighted average number of equity shares and dilutive potential equity shares outstanding during the year. The number of equity shares and potentially dilutive equity shares are adjusted for share splits / reverse share splits and bonus shares, as appropriate.





PUNJAB STATE TRANSMISSION CORPORATION LIMITED NOTES FORMING PART OF THE FINANCIAL STATEMENT

2.17 Provisions

- A provision is recognized when the company has a present obligation (Legal or Constructive) as a result of past event and it is probable that an outflow of resources will be required to settle the obligation in respect of which a reliable estimate can be made.

2.18 Contingent liabilities

- Contingent liabilities are not recognized but disclosed in Notes when the company has possible obligation due to past events and existence of the obligation depends upon occurrence or non-occurrence of future events not wholly within the control of the company.
- Contingent liabilities are assessed continuously to determine whether outflow of economic resources have become probable. If the outflow becomes probable then relative provision is recognized in the financial statements.

2.19 Contingent Assets

- Contingent Assets are not recognized but disclosed in Notes which usually arise from unplanned or other unexpected events that give rise to the possibility of an inflow of economic benefits.
- Contingent assets are assessed continuously to determine whether inflow of economic benefits becomes virtually certain, then such assets and the relative income will be recognised in the financial statements

2.20 Segment Reporting

- Operating segments are reported in a manner consistent with the internal reporting provided to the chief operating decision maker. The Chairman cum Managing Director (CMD) of the Company has been identified as the Chief Operating Decision Maker (CODM) as defined by Ind AS-108, "Operating Segments."
- The Company is primarily engaged in single segment business of transmission of Power and State load distribution center functions. There is no reportable primary segment identification in accordance with the Ind AS-108.



2.21 Prior Period

- Material Prior period(s) errors are corrected retrospectively by restating the comparative amounts for the prior periods to the extent practicable along with change in basic and diluted earnings per share. However, if the error relates to a period prior to the comparative period, opening balances of the assets, liabilities and equity of the comparative period presented are restated.

2.22 Insurance claims

- Insurance claims are accounted for on the basis of claims admitted / expected to be admitted and to the extent that the amount recoverable can be measured reliably and it is reasonable to expect ultimate collection.

2.23 Financial instruments

Financial assets:

Financial assets are recognised when the Company becomes a party to the contractual provisions of the instrument and are initially recognised at fair value and directly attributable transaction costs towards acquisition or issue of the financial asset are added to or deducted from the fair value on initial recognition except for financial assets which are recognised at fair value through profit and loss.

Financial assets are classified as those measured at:

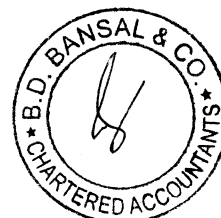
- amortised cost, where the financial assets are held solely for collection of cash flows arising from payments of principal and/or interest
- fair value through other comprehensive income (FVTOCI), where the financial assets are held not only for collection of cash flows arising from payments of principal and/or interest but also from the sale of such assets. Such assets are subsequently measured at FVOCI.
- fair value through profit or loss (FVTPL), where the financial assets are not classified either at amortised cost or FVTOCI.

Financial assets include trade receivables, advances, security deposits, cash and cash equivalents etc and are classified for measurement at amortised cost.

Management determines the classification of an asset at initial recognition depending on the purpose for which the assets were acquired.

- **Impairment:**

The Company at each reporting date tests a financial asset or a group of financial assets (other than financial assets held at fair value through profit or loss) for impairment based on evidence or information that is available



PUNJAB STATE TRANSMISSION CORPORATION LIMITED NOTES FORMING PART OF THE FINANCIAL STATEMENT

without undue cost or effort. Expected credit losses are assessed and impairment loss recognised if the credit risk of the financial asset is significantly increased.

The impairment losses and reversals are recognised in statement of profit and loss.

- **Derecognition:**
Financial assets are derecognized when the contractual right to receive cash flows from the financial assets expires, or transfers the contractual rights to receive the cash flows from the asset.

Financial liabilities:

Borrowings, trade payables or other financial liabilities are initially recognised at the value of the respective contractual obligations. They are subsequently measured at amortised cost using the effective interest rate method.

- **Derecognition:**
A financial liability is derecognized when the obligation under the liability is discharged or cancelled or expires. When an existing financial liability is replaced by another from the same lender on substantially different terms, or the terms of an existing liability are substantially modified, such an exchange or modification is treated as the derecognition of the original liability and the recognition of a new liability. The difference in the respective carrying amounts is recognized in the statement of profit or loss.

Offsetting financial instruments:

Financial assets and liabilities are offset and the net amount is included in the Balance Sheet where there is a legally enforceable right to offset the recognised amounts and there is an intention to settle on a net basis or realize the asset and settle the liability simultaneously.



Note 3: Property, Plant and Equipment for the year ended March 31, 2020

(Rupees in Lacs)

Sr. No.	Particulars	Account Code	Gross Block						Gross carrying value as at March 31, 2020
			Gross carrying value as at March 31, 2019 (Restated)	Assets transferred to Damaged transformers	Addition during the FY 2019-20 *	Assets transferred from Assets not in use i.e. Re-used during FY 2019-20	Assets transferred to Assets not in use/ Assets held for sale during FY 2019-20	Assets sold during FY 2019-20	
1	Land and land rights	10.1	2,92,680.28	-	951.60	-	-	-	2,93,631.88
2	Buildings	10.102	-	-	803.42	-	-	-	803.42
3	Other civil works	10.4	22,562.69	-	1,310.92	-	-	-	23,873.61
4	Plant and Machinery	10.5	581.81	-	98.66	-	-	-	680.47
5	Line and cable net works	10.6	3,52,516.49	-	16,629.52	3,123.61	-	-	3,71,379.13
6	Vehicles	10.7	3,09,279.15	-	10,855.95	-	-	-	3,20,135.10
7	Furniture and fixture	10.8	735.45	-	343.33	-	-	(0.28)	1,028.11
8	Office Equipment	10.9	462.08	-	14.80	-	-	(1.70)	476.60
			797.75	-	2.13	-	-	-	798.17
	Total (A)		9,79,615.69	-	31,010.34	3,123.61	-	(1.98)	10,12,806.49
9	Assets not in use - Idle/repairable	16.511	3,431.49	(307.88)	-	(3,123.61)	-	-	-
	Total (B)		3,431.49	(307.88)	-	(3,123.61)	-	-	-
	Gross Total (A + B)		9,83,047.18	(307.88)	31,010.34	-	(941.16)	(1.98)	10,12,806.49

(Rupees in Lacs)


Sr. No.	Particulars	Account Code	Accumulated Depreciation/Amortization											
			Accumulated depreciation as at March 31, 2019 (Restated)	Accumulated Depreciation on Assets transferred to Damaged transformers	Depreciation charged during the FY 2019-20	Accumulated Depreciation on Assets transferred from Assets not in use i.e. Re-used during FY 2019-20	Accumulated Depreciation on Assets transferred to Assets not in use/ Assets held for sale during FY 2019-20	Accumulated Depreciation on Assets sold during FY 2019-20	Accumulated depreciation as at March 31, 2020	Net Carrying value as at March 31, 2020	Net Carrying value as at March 31, 2019 (Restated)	Net Carrying value as at March 31, 2020	Net Carrying value as at March 31, 2019 (Restated)	
1	Land and land rights	12.1	8,431.77	-	33.09	-	-	-	33.09	2,94,402.20	2,92,680.28			
2	Buildings	12.2	142.96	-	629.02	-	-	-	9,060.80	14,812.82	14,130.91			
3	Other civil works	12.4	1,51,694.80	-	21.38	-	-	-	164.34	516.13	438.85			
4	Plant and Machinery	12.5	1,05,230.95	-	14,812.78	1,683.30	(531.16)	-	1,67,659.73	2,03,719.40	2,00,821.69			
5	Line and cable net works	12.6	557.64	-	14,006.22	-	-	-	1,19,237.17	2,00,897.94	2,04,048.21			
6	Vehicles	12.7	224.27	-	36.37	-	(45.48)	-	548.53	479.57	177.80			
7	Furniture and fixture	12.8	591.67	-	25.67	-	-	-	249.70	226.89	237.81			
8	Office Equipment	12.9	2,66,874.07	-	33.39	-	-	-	623.54	174.63	206.08			
	Total (A)		2,66,874.07	-	29,597.93	1,683.30	(576.63)	-	2,97,576.90	7,15,229.59	7,12,741.62			
9	Assets not in use - Idle/repairable	16.521	1,960.39	(277.09)	-	(1,683.30)	-	-	(0.00)	0.00	1,471.10			
	Total (B)		1,960.39	(277.09)	-	(1,683.30)	-	-	(0.00)	0.00	1,471.10			
	Gross Total (A + B)		2,68,834.46	(277.09)	29,597.93	-	(576.63)	(1.76)	2,97,576.90	7,15,229.59	7,14,212.72			

* Detail of Additions during the year 2019-20:

Sr. No.	Particulars	Account Code	2019-20	2018-19
1	Through CWIP		28.57	11.41
i)	Contributory Works		624.66	0.00
ii)	Government Grant (90%)		28,213.27	
2	Directly Purchased		1,340.42	
3	Right-of-use (ROU) - Land (recognized against lease hold assets)		803.42	
	Total		31,010.34	11.41

Detail of Additions of Land:

Particulars	2019-20	2018-19
Land as per Trial Balance	951.60	11.41
Land received for contributory work at Rs. 1/- during FY 2018-19 and shown as WIP now accounted for during FY 2019-20	(0.00)	0.00
Total	951.60	11.41



Property, Plant and Equipment for the year ended March 31, 2019

(Rupees in Lacs)

Sr. No.	Particulars	Account Code	Gross Block										Gross carrying value as at March 31, 2019 (Restated)
			Gross carrying value as at March 31, 2018	Assets transferred to Damaged transformers	Assets transferred from Damaged transformers	Addition during the FY 2018-19	Assets transferred from Assets not in use i.e. Re-used during FY 2018-19	Assets transferred to Assets not in use/ Assets held for sale during FY 2018-19	Assets sold during FY 2018-19	Adjustment of assets already transferred to PSPCL in previous years	11		
1	Land and land rights	10.1	2,92,668.87	-	-	11.41	-	-	-	-	-	-	2,92,668.28
2	Buildings	10.2	20,949.01	-	-	1,613.68	-	-	-	-	-	-	22,562.69
3	Other civil works	10.4	465.10	-	-	116.71	-	-	-	-	-	-	581.81
4	Plant and Machinery	10.5	3,42,900.19	-	-	12,677.01	1,438.46	-	(4,478.84)	-	(20.34)	-	3,52,516.49
5	Line and cable net works	10.6	2,87,353.90	-	-	21,925.25	-	-	(52.17)	-	(18.64)	-	3,09,229.15
6	Vehicles	10.7	818.93	-	-	29.57	-	-	(0.49)	-	(3.47)	-	735.45
7	Furniture and fixture	10.8	435.97	-	-	109.92	-	-	-	-	-	-	462.08
8	Office Equipment	10.9	689.60	-	-	36,483.54	1,438.46	-	(4,531.49)	-	(33.01)	-	9,79,615.69
9	Assets not in use - Idle/repairable	16.511	1,716.54	(211.24)	237.05	-	(1,438.46)	3,602.55	(474.93)	-	-	-	3,431.49
	Total (A)		9,46,281.57	(211.24)	237.05	36,483.54	1,438.46	3,602.55	(4,531.49)	(23.38)	(33.01)	-	9,79,615.69
	Total (B)		9,47,998.11	(211.24)	237.05	36,483.54	(1,438.46)	3,602.55	(4,531.49)	(23.38)	(33.01)	-	9,83,047.18

(Rupees in Lacs)

Sr. No.	Particulars	Account Code	Accumulated Depreciation										Net Block	
			Accumulated depreciation as at March 31, 2018	Accumulated Depreciation on Assets transferred to Damaged transformers	Accumulated Depreciation on Assets transferred from Damaged transformers	Depreciation charged during the FY 2018-19	Accumulated Depreciation on Assets transferred from Assets not in use i.e. Re-used during FY 2018-19	Accumulated Depreciation on Assets transferred to Assets not in use/ Assets held for sale during FY 2018-19	Accumulated Depreciation on Assets sold during FY 2018-19	Accumulated Adjustment of assets transferred to PSPCL in previous years	11	12	13	
1	Land and land rights	12.1	-	-	-	558.84	-	-	-	-	-	-	2,92,680.28	2,92,668.87
2	Buildings	12.2	7,872.93	-	-	18.15	-	-	-	-	-	-	14,130.91	13,076.08
3	Other civil works	12.4	124.81	-	-	14,207.66	803.37	-	(2,596.26)	-	(18.31)	-	142.96	438.85
4	Plant and Machinery	12.5	1,39,298.34	-	-	13,044.90	803.37	-	(46.14)	-	(11.40)	-	1,51,694.80	2,00,821.69
5	Line and cable net works	12.6	92,186.05	-	-	21.49	-	-	(0.36)	-	-	-	1,05,230.95	2,04,048.21
6	Vehicles	12.7	610.06	-	-	24.33	-	-	(0.30)	-	-	-	557.64	1,77.80
7	Furniture and fixture	12.8	200.30	-	-	72.03	-	-	(1.14)	-	-	-	224.27	237.81
8	Office Equipment	12.9	521.09	-	-	27,947.39	803.37	-	(4,531.49)	-	(29.71)	-	591.67	206.08
9	Assets not in use - Idle/repairable	16.521	930.64	(82.99)	179.13	-	(803.37)	1,967.50	(230.51)	-	-	-	1,960.39	1,471.10
	Total (A)		2,40,813.59	(82.99)	179.13	27,947.39	803.37	1,967.50	(4,531.49)	(23.38)	(29.71)	-	7,12,741.62	7,05,467.98
	Total (B)		930.64	(82.99)	179.13	-	(803.37)	1,967.50	(230.51)	-	-	-	1,471.10	785.90
	Gross Total (A + B)		2,41,744.22	(82.99)	179.13	27,947.39	-	1,967.50	(4,531.49)	(23.38)	(29.71)	-	7,14,212.72	7,06,253.88

Note 3.1

- Land and land rights include the land for which title deeds are not in the name of Company, but the ownership of which accrues to PSTCL by operation of law through Transfer scheme notified by Punjab Government on 24.12.2012. Further, all these lands are in peaceful possession of PSTCL and investment has already been made on such lands for creation of assets which are owned by PSTCL. But the title deeds of land vested with PSTCL are available with PSPCL (Title deeds are with the Estate office of erstwhile PSEB is functioning under PSPCL). The company has details/ allotment letters/ deeds in respect of land procured after 16.04.2010.
- The accounting units of the Company are maintaining Fixed Asset Registers. The Fixed Asset Register category wise and value wise has also been prepared at Corporate Level. However, preparation of Fixed Assets Register indicating the exact location & value of each assets is under progress.
- Physical verification of the Fixed Assets have been carried out at the accounting unit level in FY 2020-21 due to Covid - 19 situation before finalizing the Annual accounts of FY 2019-20 and no discrepancies have been noticed.

iv To implement Ind AS 116 - Leases, Right-of-use Assets has been recognized w.e.f. 01.04.2019 for existing 5 Nos. Leasehold lands with Lease liabilities along with adjustment of prepaid rentals of Rs. 18.04 lacs these leases appearing as at 01.04.2019 (Refer Note No. 20 & 24) - (which were previously classified upto 31.03.2019 as operating lease).

Note 3.2:

Out of the total assets, assets amounting to Rs.2,87,386.38 lacs are hypothecated as security to Financial Institutions.



Note 4 : Intangible Assets for the year ended March 31, 2020

(Rupees in Lacs)

Sr. No.	Particulars	Account Code	Gross Block			Accumulated amount of Amortization			Net Block	
			Gross carrying value as at March 31, 2019	Additions during the FY 2019-20	Gross carrying value as at March 31, 2020 (4+5)	Accumulated amount of Amortization as at March 31, 2019	Additions during the FY 2019-20	Accumulated amount of Amortization as at March 31, 2020 (7+8)	Net Carrying value as at March 31, 2020 (6-9)	Net Carrying value as at March 31, 2019 (4-7)
1		3	4	5	6	7	8	9	10	11
	Software	18.3	10.03	4.55	14.58	0.42	2.19	2.61	11.97	9.61
	Total		10.03	4.55	14.58	0.42	2.19	2.61	11.97	9.61

Intangible Assets for the year ended March 31, 2019

(Rupees in Lacs)

Sr. No.	Particulars	Account Code	Gross Block			Accumulated amount of Amortization			Net Block	
			Gross carrying value as at March 31, 2018	Additions during the FY 2018-19	Gross carrying value as at March 31, 2019 (Restated) (4+5)	Accumulated amount of Amortization as at March 31, 2018	Additions during the FY 2018-19	Accumulated amount of Amortization as at March 31, 2019 (7+8)	Net Carrying value as at March 31, 2019 (6-9)	Net Carrying value as at March 31, 2018 (4-7)
1		3	4	5	6	7	8	9	10	11
	Software	18.3	-	10.03	10.03	-	0.42	0.42	9.61	-
	Total		-	10.03	10.03	-	0.42	0.42	9.61	-



Note 5 : Assets held for sale for the year ended March 31, 2020

(Rupees in Lacs)

Sr. No.	Particulars	Account Code	Gross Block					Gross carrying value as at March 31, 2020
			Gross carrying value as at March 31, 2019)	Assets transferred from Idle/ Repairable	Assets transferred from Assets in use during FY 2019-20	Assets sold during FY 2019-20		
1	Damaged Transformer	16.611	2,895.91	307.88	890.49	(2,624.79)	1,469.49	
2	Other Assets	16.631	65.66	-	50.67	(85.35)	30.98	
	Total		2,961.57	307.88	941.16	(2,710.14)	1,500.47	

(Rupees in Lacs)

Sr. No.	Particulars	Account Code	Accumulated Depreciation and Impairment								Net Block	
			Accumulated depreciation and impairment as at March 31, 2019	Accumulated depreciation on Assets transferred from Idle/ Repairable	Accumulated Depreciation on Assets transferred from Assets in use during FY 2019-20	Accumulated Depreciation on Assets sold during FY 2019-20	Net Impairment during FY 2019-20	Accumulated depreciation and impairment as at March 31, 2020	Net Carrying value as at March 31, 2020	Net Carrying value as at March 31, 2019		
1	Damaged Transformer	16.621/ 16.755	2,256.58	277.09	531.16	(1,714.22)	(163.29)	1,187.32	282.17	639.33		
2	Other Assets	16.641	57.35	-	45.48	(76.55)	-	26.29	4.70	8.31		
	Total		2,313.93	277.09	576.63	(1,790.76)	(163.29)	1,213.61	286.86	647.63		

Details of Impairment Loss included in the Accumulated Depreciation as on 31.03.2020:

(Rupees in Lacs)

Sr. No.	Particulars	Amount
1	Opening balance of impairment loss as on 01.04.2019	384.45
2	Add: Impairment loss booked during the year	165.65
3	Less: Reversal of Impairment loss during the year	(328.94)
4	Total Impairment loss booked as on 31.03.2020	221.16



Assets held for sale for the year ended March 31, 2019

(Rupees in Lacs)

Sr. No.	Particulars	Account Code	Gross Block						Gross carrying value as at March 31, 2019
			Gross carrying value as at March 31, 2018	Assets transferred from Idle/ Repairable	Assets transferred to Idle/ Repairable	Assets transferred from Assets in use during FY 2018-19	Assets sold during FY 2018-19	Impairment during FY 2018-19	
1		3	4	5	6	7	8	9	
1	Damaged Transformer	16.611	2,869.98	211.24	(237.05)	876.29	(824.55)	2,895.91	
2	Other Assets	16.631	41.04	-	-	52.66	(28.04)	65.66	
	Total		2,911.02	211.24	(237.05)	928.95	(852.59)	2,961.57	

(Rupees in Lacs)

Sr. No.	Particulars	Account Code	Accumulated Depreciation and Impairment										Net Block	
			Accumulated depreciation and Impairment as at March 31, 2018	Accumulated depreciation on Assets transferred from Idle/ Repairable	Accumulated depreciation on Assets transferred to Idle/ Repairable	Accumulated Depreciation on Assets transferred from Assets in use during FY 2018-19	Accumulated Depreciation on Assets sold during FY 2018-19	Impairment during FY 2018-19	Accumulated depreciation and Impairment as at March 31, 2019	Net Carrying value as at March 31, 2019	Net Carrying value as at March 31, 2018			
1		3	4	5	6	7	8	9	10	11	12			
1	Damaged Transformer	16.621/ 16.755	2,375.45	82.99	(179.13)	628.76	(176.37)	(475.12)	2,256.58	639.33	494.53			
2	Other Assets	16.641	29.31	-	-	46.44	(18.39)	-	57.35	8.31	11.73			
	Total		2,404.75	82.99	(179.13)	675.20	(194.76)	(475.12)	2,313.93	647.63	506.26			

Details of Impairment Loss included in the Accumulated Depreciation as on 31.03.2019:

(Rupees in Lacs)

Sr. No.	Particulars	Amount
1	Opening balance of Impairment loss as on 01.04.2018	859.56
2	Add: Impairment loss booked during the year	91.24
3	Less: Reversal of Impairment loss during the year	(566.36)
4	Total Impairment loss booked as on 31.03.2019	384.45



Note 6 : Capital Work in Progress

(Rupees in Lacs)

Sr. No.	Particulars	Account Code	As at 31st March, 2020	As at 31st March, 2019 (Restated)
1	Capital works in progress	14	23,282.19	32,442.47
2	Capital works in progress - 400KV & above	15.1	4,785.06	1,908.66
3	Materials/ Advance issued to Suppliers/Contractors	25	202.42	136.93
	Total		28,269.67	34,488.06

Note 6.1 : Details of capital work in progress

(Rupees in Lacs)

Sr. No.	Particulars	As at 31st March, 2020	As at 31st March, 2019 (Restated)
	Opening Capital work in progress	34,488.06	45,180.07
Add	Additions during the year including capitalization of interest, employee cost & other expenses *	22,648.11	26,174.26
Less	Transferred to Fixed Assets during the year		
	i) from Contributory Works	28.57	2,029.28
	ii) from Government Grant under PSDF Scheme (90%)	624.66	336.00
	iii) from Others	28,213.27	33,873.50
Less	Adjustment relating to PSPCL	-	627.50
	Closing capital work in progress	28,269.67	34,488.06

* The addition in Capital work in progress and Contract in progress includes capitalisation of interest of Rs. 2100.99 lacs (on amount borrowed and utilised for construction of the transmission projects), establishment cost of Rs. 2905.48 lacs, R&M expenses of Rs. 18.75 lacs, A&G expenses of Rs.394.97 lacs and Depreciation of Rs.28.10 lacs during FY 2019-20.

Note 6.2 : Detail of CWIP (Contribution works, Government Grants under PSDF Scheme and Others)

(Rupees in Lacs)

Sr. No.	Particulars	Opening balance of WIP	Addition	Total	Transfer to Fixed Assets	Closing balance of WIP
1	Contributory Works	290.11	5,326.33	5,616.45	28.57	5,587.87
2	Government Grant under PSDF Scheme (90%)	142.87	1,194.51	1,337.39	624.66	712.73
3	Others	34,055.07	16,127.27	50,182.34	28,213.27	21,969.06
	Total	34,488.06	22,648.11	57,136.17	28,866.50	28,269.67

Note 6.3 :

The amount of Rs. 21,969.06 lacs closing balance of CWIP is hypothecated as security to the Financial Institutions.

Note 7 : Capital Stores

(Rupees in Lacs)

Sr. No.	Particulars	Account code	As at 31st March, 2020	As at 31st March, 2019
1	Stores & Spares			
	i) Materials at stores	22.601 to 22.619	6,676.62	7,226.37
	ii) Materials at site	22.640	111.36	26.57
	Total Stores (A)		6,787.98	7,252.94
2	Less: Provisions for			
	i) Obsolete items	22.905	(188.71)	(9.05)
	Total Provisions (B)		(188.71)	(9.05)
	Net Stores (A-B)		6,599.26	7,243.89

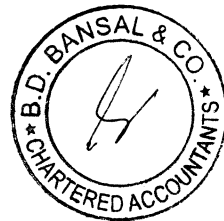
Note 7.1 :

Physical verification of the Stores have been carried through out the whole year on regular basis at the unit level and shortage of Rs.88.38 lacs during the year has been found for which provision has been made & shown in Note No. 8.

Note 7.2 :

The above amount of Capital Stores is hypothecated to State Bank of India against cash credit facility as a security.

Gross Amount of Capital work in progress & capital stores (Note 6+7)	34,868.93	41,731.95
---	------------------	------------------



Note 8 : Other Non Current Financial Assets

(Rupees in Lacs)

Sr. No.	Particulars	Account code	As at 31st March, 2020	As at 31st March, 2019
1	Amount recoverable from staff	28.360	0.98	1.27
2	Other Receivables	28.868	185.06	188.44
3	Amount under investigation for losses	28.870	671.36	671.24
4	Material stock excess pending investigation	22.810	(13.76)	-
5	Material stock shortage pending investigation	22.830	166.41	78.03
	Total A		1,010.05	938.97
6	Less : Provision for losses under investigation & Stock shortage(Net of Excess/shortage) B	28.951	(824.02)	(749.27)
	Net (A-B)		186.04	189.70

Note 8.1

- i Provision for Material stock shortage increased by Rs. 88.38 lacs during FY 2019-20.

Note 9 : Other Non Current Assets

(Rupees in Lacs)

Sr. No.	Particulars	Account code	As at 31st March, 2020	As at 31st March, 2019
	Unsecured considered Good			
1	Securities	28.914	0.79	0.67
2	Deposits - against works, in courts etc.	28.919	89.24	54.12
3	Inter Unit Transfer prior to 16.04.2010			
i	Inter Unit Transfer (prior to 16.04.2010)	30-37	-	68.97
ii	Blank U Cheque (prior to 16.04.2010)	39000	-	5,570.84
	Grand Total		90.03	5,694.60

Note 9.1:

Inter Unit Transfer (prior to 16.04.2010) amounting to Rs. 68.97 lacs and Blank U Cheque (prior to 16.04.2010) Rs. 5570.84 lacs has been written off during the year as approved by BOD in its 60th meeting.

Note 10 : Inventories

(Rupees in Lacs)


Sr. No.	Particulars	Account code	As at 31st March, 2020	As at 31st March, 2019
	Stores & Spares (O&M)			
1	Materials at stores	22.621 to 22.639	2,171.53	2,456.08
2	Materials at site	22.650	162.89	137.15
	Total Stock & Spares (A)		2,334.43	2,593.24
3	Less: Provisions for			
i	Obsolete items	22.902	(0.58)	(0.33)
	Total Provisions (B)		(0.58)	(0.33)
	Net Stores & Spares (A-B)		2,333.85	2,592.91

Note 10.1 :

Physical verification of the Stores have been carried through out the whole year at the unit level and no discrepancy has been reported.

Note 10.2 :

The above amount of Inventory is hypothecated to State Bank of India against cash credit facility as a security.



Note 11 : Trade Receivables

(Rupees in Lacs)

Sr. No.	Particulars	Account Code	As at 31st March, 2020	As at 31st March, 2019
1	Sundry debtors	23.8		
	Unsecured and considered Good			
	i Exceeding Six months		2,453.32	2,453.32
	ii Others		27,731.88	23,403.04
	Total A		30,185.21	25,856.37
	Less : Provision for doubtful dues from consumers	23.9	(4.32)	-
	Net (A-B)		30,180.88	25,856.37

Note 11.1 : In the opinion of Company, trade receivables as stated in the accounts will be realized in the ordinary course of Business.

Note 11.2 : Sundry debtors are hypothecated to State Bank of India against cash credit facility as a security (first charge).

Note 11.3 : The age wise breakup of trade receivables as at March 31, 2020 are as under:

(Rupees in Lacs)

Sr. No.	Particulars	Account Code	Exceeding 6 Months	Others	Total
i	PSPCL - Transmission charges	23.831	-	27,115.57	27,115.57
ii	PSPCL - SLDC charges	23.832	-	580.20	580.20
iii	Open Access Customers	23.801	4.32	36.12	40.45
iv	Government of Punjab (GOP)*	23.833	2,449.00	-	2,449.00
	Total		2,453.32	27,731.88	30,185.21

Note 11.4 : The detailed breakup of trade receivables as at March 31, 2020 are as under:

(Rupees in Lacs)

Sr. No.	Particulars	Account Code	Considered Good - Secured	Considered Good	Trade Receivable which have significant increase in credit risk	Credit Impaired	Total
i	PSPCL - Transmission charges	23.831	-	27,115.57	-	-	27,115.57
ii	PSPCL - SLDC charges	23.832	-	580.20	-	-	580.20
iii	Open Access Customers	23.801	-	36.12	4.32	-	40.45
iv	Government of Punjab (GOP)*	23.833	-	2,449.00	-	-	2,449.00
	Total		-	30,180.88	4.32	-	30,185.21

* The amount recoverable from GOP is on account of carrying cost as decided by PSERC in different tariff orders.

Note 12 : Cash & Cash equivalents

(Rupees in Lacs)

Sr. No.	Particulars	Account code	As at 31st March, 2020	As at 31st March, 2019
1	Cash in hand/at Bank	24.110, 130 & 24.401	1,114.17	609.44
2	Cash imprest with staff	24.2	1.71	-
3	Postage stamps in hand	24.120	0.34	0.43
	Total		1,116.22	609.87

Note 12.1 : Disclosure in respect of Changes in financial liabilities arising from cash and non-cash changes are as under:

(Rupees in Lacs)

Sr. No.	Particulars	As on 31.03.2019	Received			Repayment			As on 31.03.2020
			Cash	Non Cash	Total	Cash	Non Cash	Total	
1	Borrowings including current maturities (Refer Note No. 19 & 25)	4,76,177.07	31,217.13	36.14	31,253.27	48,924.79	-	48,924.79	4,58,505.55
2	Borrowings - CC Limit & short term (Refer Note No. 23)	3,199.87	4,571.05	-	4,571.05	0.00	-	-	7,770.92
3	Lease Liability (Refer Note No. 20 & 24)	-	-	785.38	785.38	15.65	-	15.65	769.73
4	Deferred income/liability - PSPCL Loan (Refer Note No. 22)	426.21	-	-	0.00	-	36.14	36.14	390.07
	Total	4,79,803.14	35,788.18	821.52	36,609.70	48,940.43	36.14	48,976.57	4,67,436.27

Note 13 : Bank balance other than Cash & Cash equivalents

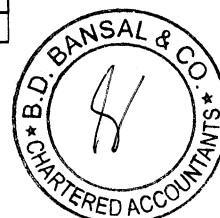
(Rupees in Lacs)

Sr. No.	Particulars	Account code	As at 31st March, 2020	As at 31st March, 2019
	Fixed Deposit	20	-	25.54
	Total		-	25.54

Note 14 : Other Current Financial Assets

(Rupees in Lacs)

Sr. No.	Particulars	Account code	As at 31st March, 2020	As at 31st March, 2019
1	Advances to Suppliers/ Contractors (O&M)	26.1 to 26.8	1.03	0.90
2	Interest accrued on fixed deposits	28.320	-	0.26
3	Sundry Debtor - for other income	28.1	110.71	85.19
4	Income accrued and due - interest on refund of income tax	28.290	434.36	-
5	Amount recoverable from Employees	28.4	97.67	98.53
6	Amount recoverable from Suppliers	28.810	22.40	31.52
	Total		666.17	216.41



Note 15 : Current Tax Assets (Net)

(Rupees in Lacs)

Sr. No.	Particulars	Account Code	As at 31st March, 2020	As at 31st March, 2019
	Advance Income tax/Tax deducted at source after netting off provision for income tax	27.4/46.8	8,139.49	5,622.36
	Total		8,139.49	5,622.36

Note 15.1 : Detail of current tax & liabilities

(Rupees in Lacs)

Financial Year	Particulars	As at 31st March, 2020	As at 31st March, 2019
2015-16	TDS/TCS	1.34	1.34
2016-17	TDS/TCS	2.28	2.28
2017-18	TDS/TCS	2,933.46	2,933.46
2018-19	TDS/TCS	2,685.28	2,685.28
2019-20	TDS/TCS	2,517.13	-
	Total Current Tax Assets (Net)	8,139.49	5,622.36

Note 15.2 :

Out of the outstanding TDS/TCS amount pertaining to FY 2017-18 Rs. 2732.43 lacs and FY 2018-19 have been received back Rs. 2685.28 lacs on 24.08.2020 and 28.07.2020 respectively.


Note 16 : Other Current Assets

(Rupees in Lacs)

Sr. No.	Particulars	Account Code	As at 31st March, 2020	As at 31st March, 2019
1	Prepaid expenses	28.820	1.99	28.49
2	TA/Medical Advances	27.202 & 27.207	7.19	4.97
3	GST Deposited on Advance	27.6	1,024.85	-
	Total		1,034.03	33.46

Note 16.1 :

GST deposited on advance received against contribution work of PSPCL (M/s HMEL).





PUNJAB STATE TRANSMISSION CORPORATION LIMITED

Note 17 : Equity share capital

(Rupees in Lacs)

Sr. No.	Particulars	Account Code	As at 31st March, 2020	As at 31st March, 2019
(a)	Authorised 3,00,00,00,000 Equity shares of Rs. 10/- each			
			3,00,000.00	3,00,000.00
	Total		3,00,000.00	3,00,000.00
(b)	Issued, subscribed and fully paid-up 60,58,83,465 equity shares of Rs. 10/- each fully paid up	54.5		
			60,588.35	60,588.35
	Total		60,588.35	60,588.35

Note 17.1 : The company has only one class of shares i.e. equity shares having a par value of Rs.10/- each per share. Each holder of equity share is entitled to one vote per share.

Note 17.2 : Reconciliation of Shares outstanding

(Rupees in Lacs)

Sr. No.	Particulars	As at 31st March, 2020		As at 31st March, 2019	
		Number	Rupees	Number	Rupees
1	Shares outstanding at the beginning of the year	60,58,83,465	60,588.35	60,58,83,465	60,588.35
2	Shares issued during the year	-	-	-	-
3	Shares bought back during the year	-	-	-	-
4	Shares outstanding at the end of the year	60,58,83,465	60,588.35	60,58,83,465	60,588.35


Note 17.3 : Share holders holding more than 5% equity shares of the company

Sr. No.	Name of Shareholder	Class of Share	As at 31st March, 2020		As at 31st March, 2019	
			No. of Shares	Percentage	No. of Shares	Percentage
1	Governor of Punjab	Equity	60,58,33,465	99.99	60,58,33,465	99.99
	Total		60,58,33,465	99.99	60,58,33,465	99.99

Note 17.4 : Details of other Share holdings

Sr. No.	Name of Shareholder	As at 31st March, 2020		As at 31st March, 2019	
		No. of Shares		No. of Shares	
1	Sh. Karan Avtar Singh, IAS	5,000		5,000	
2	Sh. Anirudh Tewari, IAS	5,000		5,000	
3	Ms. Ravneet Kaur, IAS, Addl. Chief Secy/Power	5,000		-	
4	Ms. Ravneet Kaur, IAS, CMD, PSTCL	5,000		-	
5	Sh. Vivek Pratap Singh, IAS	2,500		2,500	
6	Sh. Vijay Namdeorao Zade, IAS	5,000		5,000	
7	Sh. Ravinder Kumar Kaushik, IAS	5,000		5,000	
8	Sh. Baldev Singh, CMD, PSPCL	5,000		5,000	
9	Sh. Kumar Amit, IAS	2,500		2,500	
10	Ms. Poonamdeep Kaur, IAS	2,500		-	
11	Sh. Dipinder Singh, IAS	2,500		2,500	
12	Sh. Jatinder Kumar Goyal, Director/Finance, PSPCL	2,500		2,500	
13	Sh. Vinod Kumar Bansal, Director/F&C, PSTCL	2,500		-	
14	Sh. A. Venu Prasad, IAS, Principal Secy/Power	-		5,000	
15	Sh. A. Venu Prasad, IAS, CMD, PSTCL	-		5,000	
16	Sh. Gurpreet Singh Khaira, Municipal Commissioner	-		2,500	
17	Sh. Jatinder Kumar Goyal	-		2,500	
	Total	50,000		50,000	

All the above share holders are nominees of Punjab Government.





PUNJAB STATE TRANSMISSION CORPORATION LIMITED


Note 18 : Other Equity

(Rupees in Lacs)

Sr. No.	Particulars	Account Code	As at 31st March, 2020	As at 31st March, 2019 (Restated)
1	General Reserve			
	Opening Balance	56.1	200.05	200.05
	Add : Addition during the year		-	-
	Less : Utilized/transferred during the year		-	-
	Closing balance	A	200.05	200.05
2	Capital Reserve			
	Opening Balance	56.2	1,86,210.78	1,86,210.78
	Add : Addition during the year		-	-
	Less : Utilized/transferred during the year		-	-
	Closing balance	B	1,86,210.78	1,86,210.78
3	Profit & Loss Account (Surplus Account)			
	Opening Balance as per Profit & Loss Account		38,297.29	39,120.90
	Add : Profit/(Loss) after tax for the current year		(3,357.18)	(688.89)
	- Prior period adjustment as per Ind AS 8		-	(128.01)
	Net Profit/(Loss) after tax for the current year		(3,357.18)	(816.90)
	Add: Other Comprehensive Income directly recognised in surplus balance- Remeasurement of Actuarial		(139.14)	(6.71)
	Closing balance of Profit & Loss Account	C	34,800.97	38,297.29
	Total (A+B+C)		2,21,211.80	2,24,708.12

Note:


- (i) General Reserve will be utilized for distribution of dividend/meeting future losses (if any).
- (ii) Capital Reserve includes amount of Rs. 1,84,582.08 lacs parked/received as opening balance through transfer scheme notified by Punjab Government on 24.12.2012 and amount of Rs. 1628.71 lacs pertaining to the period 16.04.2010 to 31.03.2015 transferred in FY 2015-16 from "Reserve for Material cost variance".



Note 19 : Borrowings

(Rupees in Lacs)

Sr. No.	Particulars	Date of Availment of Loan	Date of Maturity of Loan	Account Code	Non Current Liabilities as at 31st March, 2020	Non Current Liabilities as at 31st March, 2019
A	Secured					
1	Term Loans from Rural Electrification Corporation					
i	10.25% p.a. with 3 year reset clause secured against Punjab State Government Guarantee, Hypothecation of future assets & Default Escrow	16.04.2010	02/2021	53.301	-	1,721.70
ii	10.25% p.a. with 3 year reset clause secured against Hypothecation of future assets & Default Escrow	16.04.2010	08/2022	53.301	1,559.40	2,339.10
iii	10.25% to 10.75% p.a. with 3 year reset clause secured against Hypothecation of future assets & Default Escrow	07.09.2010 to 31.03.2019	08/2036	53.301	2,25,815.66	2,43,190.42
iv	10.25% p.a. secured against Punjab Govt. Guarantee & Default Escrow	09.09.2016	09/2026	53.301	15,714.29	18,571.43
v	10.25% to 10.75% p.a. with 3 year reset clause. secured against Hypothecation of future assets & Default Escrow (SLDC)	20.02.2013 to 31.03.2019	02/2031	53.301	691.86	696.64
	Total				2,43,781.20	2,66,519.29
2	Term Loans from State Bank of India					
i	MCLR + 0.35% secured against Punjab Govt. Guarantee & Default Escrow	30.03.2019	03/2024	53.501	24,963.61	4,374.94
	Total				24,963.61	4,374.94
3	Term Loan from NABARD					
	10.00% p.a. with 5 year reset clause secured against Hypothecation of future assets & Default Escrow	11.02.2015 to 31.03.2019	03/2030	53.400	16,910.75	18,502.24
4	Term Loan from PFC					
i	9.90% p.a. net of rebate secured against Punjab Govt. Guarantee & Default Escrow	10.10.2016	03/2028	53.801	42,142.86	48,571.43
ii	9.70% p.a. net of rebate secured against Mortgage of Assets & Default Escrow	28.03.2018	04/2026	53.801	49,557.00	49,557.00
	Total				91,699.86	98,128.43
5	Term Loan from Bank of India					
i	MCLR + 1.60% secured against Punjab Govt. Guarantee & Default Escrow	30.12.2014	12/2024	53.510	4,686.41	5,629.33
ii	MCLR + 1.60% secured against Punjab Govt. Guarantee & Default Escrow	30.12.2015	12/2025	53.510	14,840.87	17,200.46
	Total				19,527.27	22,829.79
6	Term Loan from Indian Overseas Bank					
	(MCLR + 0.60%) secured against Punjab Govt. Guarantee & Default Escrow	30.04.2018	04/2021	53.511	2,997.75	6,499.83
7	Term Loan from UCO Bank					
	MCLR + 0.10% secured against Punjab Govt. Guarantee & Default Escrow	20.11.2017	10/2020	53.509	-	2,916.04
	Total Secured borrowings (A)				3,99,880.44	4,19,770.57



Note 19 : Borrowings - Contd...

(Rupees in Lacs)

Sr. No.	Particulars	Date of Availment of Loan	Date of Maturity of Loan	Account Code	Non Current Liabilities as at 31st March, 2020	Non Current Liabilities as at 31st March, 2019
B	<u>Unsecured</u>					
1	Term Loan from PSPCL					
i	Interest free (11KV VCB)	31.03.2017	03/2027	53.811	179.40	238.17
	Total				179.40	238.17
2	Term Loan from GPF Trust	16.04.2010	03/2023	57.120	4,390.97	6,586.46
	Total Unsecured borrowings (B)				4,570.37	6,824.63
	Grand Total (A + B)				4,04,450.81	4,26,595.19

Note 19.1 :

- i Against the sanctioned Loan amount of Rs. 5204.48 crore at Sr. No. 1 loan availed upto 31.03.2020 is Rs.3985.69 crore. (REC) - Escrow.
- ii Against the sanctioned Loan amount of Rs. 300 crore at Sr. No. 2 loan availed upto 31.03.2020 is Rs. 300 crore. (SBI)
- iii Against the sanctioned Loan amount of Rs.317.36 crore at Sr. No. 3 loan availed upto 31.03.2020 is Rs. 225.35 crore. (NABARD) - Escrow.
- iv Against the sanctioned Loan amount of Rs. 995.57 crore at Sr. No. 4 loan availed upto 31.03.2020 is Rs. 995.57 crore.(PFC)
- v Against the sanctioned Loan amount of Rs.350 crore at Sr. No. 5 loan availed upto 31.03.2020 is Rs. 350 crore. (BOI)
- vi Against the sanctioned Loan amount of Rs. 150 crore at Sr. No. 6 loan availed upto 31.03.2020 is Rs. 150 crore. (IOB)
- vii Against the sanctioned Loan amount of Rs.100 crore at Sr. No. 7 loan availed upto 31.03.2020 is Rs. 100 crore. (UCO Bank)

Note 19.2 : Loan from PSPCL (11KV VCB)

Interest free loan received from PSPCL (11KV VCB) amounting to Rs. 759.29 lacs. This loan is shown at its fair value of Rs. 274.31 lacs less current maturity of Rs. 94.91 lacs (Note No. 25) and remaining amount of Rs. 390.07 lacs shown as Deferred Income/liability under non current liabilities (Note no. 22).

Note 19.3 : Term Loan from GPF Trust

Loan of Rs. 173.25 crore and interest thereon upto 31.03.2013 of Rs. 46.30 crore, total amounting to Rs. 219.55 crore was parked as per the Transfer Scheme, 2012 (first amendment) and is being paid in 10 yearly instalments starting from 01.04.2013.

Note 20 : Lease Liabilities against Leasehold Assets

(Rupees in Lacs)

Sr. No.	Particulars	Account Code	Non Current Liabilities as at 31st March, 2020	Non Current Liabilities as at 31st March, 2019
	Lease Liabilities - for Right-of-use (ROU) - Land *	52.601	700.26	-
	Total		700.26	-

* Refer Note No. 3.1 (iv)

Note 21 : Provisions

(Rupees in Lacs)


Sr. No.	Particulars	Account Code	As at 31st March, 2020	As at 31st March, 2019
1	Provision for Gratuity	44.161	933.38	585.86
2	Provision for Leave encashment	44.162	1,499.68	936.83
	Total		2,433.07	1,522.69

Note 21.1 : As per Ind AS-19 provision towards gratuity and leave encashment in respect of the employees directly recruited by the company has been made during the year as per the valuation report of Actuary.

Note 22 : Other non current liabilities

(Rupees in Lacs)

Sr. No.	Particulars	Account Code	As at 31st March, 2020	As at 31st March, 2019
1	Deposits for :-			
i	Deposit works	47.305	0.21	20.48
ii	Contribution works	47.309	16,074.65	7,019.99
2	Deferred income/liability - PSPCL loan.	53.861	390.07	426.21
	Total		16,464.93	7,466.68





PUNJAB STATE TRANSMISSION CORPORATION LIMITED

Note 23 : Borrowings

(Rupees in Lacs)

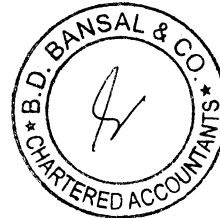
Sr. No.	Particulars	Date of Availment of Loan	Date of Maturity of Loan	Account code	As at 31st March, 2020	As at 31st March, 2019
1	Secured Cash credits from SBI Cash credits limit Rs. 200 crores, MCLR + 2.50% secured against Stock/Debtors & Default Escrow	09/2019	Renewable Annually	50.1	7,770.92	3,199.87
	Total				7,770.92	3,199.87

Note 24 : Lease Liabilities against Leasehold Assets (Current maturity)

(Rupees in Lacs)

Sr. No.	Particulars	Account code	Current Liabilities as at 31st March, 2020	Current Liabilities as at 31st March, 2019
	Current maturity of lease liabilities Lease Liabilities - for Right-of-use (ROU) - Land*	52.601	69.48	-
	Total		69.48	-

* Refer Note No. 3.1 (iv)



Note 25 : Other Current Financial Liabilities

(Rupees in Lacs)

Sr. No.	Particulars	Date of Availment of Loan	Date of Maturity of Loan	Account Code	Current Liabilities as at 31st March, 2020	Current Liabilities as at 31st March, 2019
A Secured						
1	Term Loans from Rural Electrification Corporation					
i	10.25% p.a. with 3 year reset clause secured against Punjab State Government Guarantee, Hypothecation of future assets & Default Escrow	16.04.2010	02/2021	53.301	1,721.70	2,772.31
ii	10.25% p.a. with 3 year reset clause secured against Hypothecation of future assets & Default Escrow	16.04.2010	08/2022	53.301	779.70	779.70
iii	10.25% to 10.75% p.a. with 3 year reset clause secured against Hypothecation of future assets & Default Escrow	07.09.2010 to 31.03.2019	08/2036	53.301	23,257.00	22,196.87
iv	10.25% p.a. secured against Punjab Govt. Guarantee & Default Escrow	09.09.2016	09/2026	53.301	2,857.14	1,428.57
v	10.25% to 10.75% p.a. with 3 year reset clause. secured against Hypothecation of future assets & Default Escrow (SLDC)	20.02.2013 to 31.03.2019	02/2031	53.301	34.99	32.24
	Total				28,650.53	27,209.70
2	Term Loans from State Bank of India					
i	MCLR Medium Term secured against Punjab Govt. Guarantee, Stock & Default Escrow	05.01.2015	10/2019	53.501	-	799.74
ii	MCLR + 0.35% secured against Punjab Govt. Guarantee & Default Escrow	30.03.2019	03/2024	53.501	4,375.00	625.00
	Total				4,375.00	1,424.74
3	Term Loan from NABARD					
	10.00% p.a. with 5 year reset clause secured against Hypothecation of future assets & Default Escrow	11.02.2015 to 31.03.2019	03/2030	53.400	1,881.67	1,853.46
4	Term Loan from PFC					
	9.90% p.a. net of rebate secured against Punjab Govt. Guarantee & Default Escrow	10.10.2016	03/2028	53.801	6,428.57	1,428.57
5	Term Loan from Bank of India					
i	MCLR + 1.60% secured against Punjab Govt. Guarantee & Default Escrow	30.12.2014	12/2024	53.510	937.50	1,250.00
ii	MCLR + 1.60% secured against Punjab Govt. Guarantee & Default Escrow	30.12.2015	12/2025	53.510	2,343.75	3,125.00
	Total				3,281.25	4,375.00
6	Term Loan from Indian Overseas Bank					
	(MCLR + 0.60%) secured against Punjab Govt. Guarantee & Default Escrow	30.04.2018	04/2021	53.511	3,500.00	6,000.00
7	Term Loan from UCO Bank					
	MCLR + 0.10% secured against Punjab Govt. Guarantee & Default Escrow	20.11.2017	10/2020	53.509	2,915.48	5,000.00
	Total Secured Loans (A)				51,032.51	47,291.48
B Unsecured						
1	Loan from PSPCL					
	Interest free (11KV VCB)	31.03.2017	03/2027	53.811	94.91	94.91
2	Term Loan from GPF Trust					
		16.04.2010	03/2023	57.120	2,927.31	2,195.49
	Total Unsecured Loans (B)				3,022.23	2,290.40
Total current maturity of long term borrowings (A + B)					54,054.74	49,581.88

Refer Note No. 19.1



Note 25 : Other Current Financial Liabilities - Contd...

(Rupees in Lacs)

Sr. No.	Particulars	Account Code	As at 31st March, 2020	As at 31st March, 2019 (Restated)
C	Others			
1	Creditors for Capital supplies/ works	42	3,176.34	2,344.61
2	Creditors for O&M supplies/ works	43	203.14	387.09
3	Staff related liabilities - other than statutory dues	44.2 & 3 and balance heads of 44.4	1,251.50	1,189.10
4	Deposit & retention money from suppliers & contractors*	46.1	2,417.74	2,535.02
5	Creditors for expenses	46.4	4,187.26	2,946.31
6	Interest accrued but not due on borrowings - LIC, REC, Comm. Banks, PFC & GPF	Balance 46.7 and 51.212	3,413.96	3,272.85
7	Interest accrued but not due on Lease Liabilities - Land	46.751	26.71	-
8	Payables to PSPCL	46.946 to 46.952	494.48	1,073.85
9	Miscellaneous Liabilities	46.910, 46.922 & 46.926	2,143.41	2,022.87
	Total Others (C)		17,314.55	15,771.70
	Grand Total (A + B + C)		71,369.29	65,353.58

* This includes permanent earnest money deposits of Rs. 595.00 lacs as at March 31, 2020 & Rs. 623.00 lacs as at March 31, 2019 which is payable on demand.

Note 25.1 : Detail of Amount payable to PSPCL

(Rupees in Lacs)

Sr. No.	Particulars	Account code	As at 31st March, 2020	As at 31st March, 2019
i	Amount payable to PSPCL as per Trial Balance	46.946 to 46.952	494.48	945.85
	Difference of terminal benefit @ 11.36% accounted for in FY 2019-20 which relates to FY 2018-19.		-	128.01
	Closing balance		494.48	1,073.85

Note 26 : Other Current Liabilities

(Rupees in Lacs)

Sr. No.	Particulars	Account Code	As at 31st March, 2020	As at 31st March, 2019
1	Liabilities for statutory dues - TDS, Cess, GST etc.	46.923, 46.953 & 46.986 to 46.995	119.02	486.12
2	Liabilities towards payment of NPS:			
i	for employees on deputation/secondment from PSPCL.	57.160, 161, 165 & 166	13.99	13.02
ii	for employees recruited by PSTCL	57.170, 171, 175 & 176	88.34	69.60
3	Liabilities towards GPF Trust	57.126 & 57.127	1,077.65	230.11
4	Amount payable against Statutory dues recovered from employees.	44.401, 403, 405, 406, 407, 427 & 428	81.01	55.98
	Total		1,380.01	854.83

Note 27 : Provisions

(Rupees in Lacs)


Sr. No.	Particulars	Account Code	As at 31st March, 2020	As at 31st March, 2019
1	Provision for Gratuity	44.161	20.42	16.89
2	Provision for Leave encashment	44.162	35.28	26.43
	Total		55.70	43.32

Note 27.1 : As per Ind AS-19 provision towards gratuity and leave encashment in respect of the employees directly recruited by the company has been made during the year as per the valuation report of Actuary.

Note 28 : Deferred Revenue

(Rupees in Lacs)

Sr. No.	Particulars	Account Code	As at 31st March, 2020	As at 31st March, 2019
1	Consumer Contribution for creating fixed assets	55.199		
	Opening Balance		6,048.76	4,319.02
	Added during the year		28.57	2,029.28
	Less : Depreciation on such assets during the year		348.21	299.54
	Closing balance (A)		5,729.12	6,048.76
2	Government grants received towards cost of capital assets - yet to be utilized	55.298 / 47.325		
	Opening Balance		732.13	-
	Add : Received during the year		883.60	1,068.13
	Less : Amount utilized for creation of fixed assets		624.66	336.00
	Closing balance (B)		991.07	732.13
3	Government grants received towards cost of capital assets - utilized	55.299		
	Opening Balance		329.61	-
	Add : Amount transferred from Grant unutilized account		624.66	336.00
	Less : Depreciation on such assets adjusted during the year		25.00	6.38
	Closing balance (C)		929.27	329.61
	Total (A+B+C)		7,649.46	7,110.50



Note 29 : Revenue from Operations

(Rupees in Lacs)

Sr. No.	Particulars	Account code	For the year ended 31st March, 2020	For the year ended 31st March, 2019
1	Transmission Charges from PSPCL	61.831	1,29,717.00	1,22,648.00
2	Transmission Charges from Open Access Customers	61.830		
	i) long term open access customers - Railways		135.01	-
	ii) short term open access customers - Others		3.86	27.96
3	SLDC Charges from PSPCL	61.832	2,224.00	1,836.00
4	Operating charges from open access customers	62.810		
	i) long term open access customers - Railways		1.75	-
	ii) short term open access customers - Others		25.00	26.67
	Total		1,32,106.63	1,24,538.63

Note 29.1 :

During FY 2019-20, total revenue of Rs. 1319.41 crores has been recognised based on the review of FY 2019-20 and true-up of FY 2018-19 as per tariff order issued by PSERC for FY 2020-21. This comprises of Rs. 1297.17 crores for transmission charges and Rs. 22.24 crores of SLDC charges from PSPCL.

Note 30 : Other Income

Note 30.1 : Other source of Revenue

(Rupees in Lacs)

Sr. No.	Particulars	Account code	For the year ended 31st March, 2020	For the year ended 31st March, 2019
1	Income from O&M of bays of PGCIL	62.974	266.89	570.32
	Total		266.89	570.32

Note 30.2 : Other income (except Other source of revenue)

(Rupees in Lacs)

Sr. No.	Particulars	Account code	For the year ended 31st March, 2020	For the year ended 31st March, 2019
1	Interest on Bank deposits	62.280	4.78	15.72
2	Income from sale of scrap	62.3	276.15	419.69
3	Gain on			
	-sale of land - additional compensation	62.4	13.16	-
	-sale of other fixed assets	62.4	367.48	-
4	Income from staff welfare activities	62.6	1.07	0.86
5	Rental for staff quarters	62.901	35.88	37.35
6	Sale of tender forms	62.903	-	1.25
7	Penalty imposed on suppliers/contractors	62.920	223.32	269.71
7	NOC charges from Open access customers	62.922	16.65	10.30
8	Credit balances written back :			
	- Sundry creditors	62.912	6.56	9.90
	- Security deposits/EMD	62.930	153.23	88.58
	- Other Sundry credit balances	62.930	134.68	554.84
9	Late/Delayed Payment Surcharge - PSPCL	62.932	1,330.14	-
10	Rebate on early payment to NRLDC	62.973	13.05	15.11
11	Miscellaneous Income *	Bal 62	717.31	767.67
	Total (A)		3,293.46	2,190.98
12	Interest received on refund of Income tax	62.211	434.36	207.89
13	Provision withdrawn on unserviceable/obsolete items & losses under investigation	65.800	4.77	47.71
14	Reversal of excess provision of impairment loss	62.4	328.94	566.36
	Total (B)		768.07	821.95
	Total (A + B)		4,061.53	3,012.93
	Grand Total Note 30 (Note 30.1 + Note 30.2)		4,328.42	3,583.25

* Miscellaneous Income includes Departmental charges on contribution/deposit works Rs. 481.45 lacs, Lease rent of fiber optic cable from PGCIL Rs. 20.41 lacs, Lease rent of land from Mandi Board Rs. 3.30 lacs, work appraisal charges Rs. 11.16 lacs, Recovery of Penalty from contractors Rs. 84.32 lacs, Salary deposited/ Surety bonds by employees due to short period notice of resignation/retirement Rs. 19.93 lacs, Testing fees Rs. 13.62 lacs and Deposit forfeited Rs. 22.94 lacs.

Note 31 : Employee benefits expense

(Rupees in Lacs)

Sr. No.	Particulars	Account code	For the year ended 31st March, 2020	For the year ended 31st March, 2019 (Restated)
1	Salaries	75.1 except 75.190	7,491.05	7,754.76
2	Expenses for engagement of manpower through outsourcing agencies	75.190	3,239.27	2,459.22
3	Overtime	75.2	490.69	479.64
4	Dearness Allowance	75.3	9,604.28	9,098.12
5	Other Allowances	75.4	1,523.17	1,527.56
6	Bonus	75.5	5.26	6.93
	Total (A)		22,353.72	21,326.23
7	Medical expenses reimbursement	75.641-655	99.82	94.51
8	Leave Travel Assistance/Concession	75.612, 613 & 616	75.61	25.57
9	Employee expenses towards:			
i	NPS, CPF, PF, LWF	75.810, 815, 820, 825, 832, 835, 840	540.30	458.47
ii	Miscellaneous - P.F inspection fees, solatium, Memento etc.	75.850, 851, 870, 871, 872	45.20	38.34
	Total (B)		760.94	616.89
10	Staff Welfare Expenses			
i	Electricity Concession to Employees	75.761	153.71	162.45
ii	Staff Welfare Expenses	Bal. 75.7	14.74	9.65
	Total (C)		168.44	172.09
11	Terminal Benefits			
i	Share of Pension, Gratuity & Medical	Bal. 75.8	28,316.63	26,676.33
ii	Share of Leave Encashment	75.617 & 618	1,958.03	2,156.13
	Total share @ 11.36% as per transfer scheme (D)		30,274.66	28,832.46
12	Provision for gratuity and leave encashment for employees recruited by PSTCL	75.881	783.61	406.63
	Total (E)		783.61	406.63
	Grand Total(A+B+C+D+E)		54,341.38	51,354.30
13	Less: Employee costs relating to construction capitalized	Bal. 75.9	2,905.48	3,965.44
	Total	75.9	2,905.48	3,965.44
	Net Total		51,435.90	47,388.86

Note 31.1 : Details of provision for Gratuity and leave encashment

(Rupees in Lacs)

Sr. No.	Particulars	Account code	2020	2019
1	Amount debited (as per Trial Balance)	75.881	922.76	413.34
2	Transferred to OCI as income (Note No. 38)		(139.14)	(6.71)
3	Balance at the end of the year		783.61	406.63

Note 31.2 : Detail of Terminal benefits

(Rupees in Lacs)

13	Particulars	Account code	2020	2019
i	Share of Pension, Gratuity, Medical & Leave encashment @ 11.36% (as per Trial balance)	Bal 75.8, 75.617 75.618 & 83.5	30,402.67	28,704.45
	Prior period adjustment of above share	83.5	(128.01)	128.01
	Closing balance		30,274.66	28,832.46


Note 31.2 : Employee benefits expenses - Electricity Concession to PSTCL Employees working on deputation from PSPCL

The employees on deputation from PSPCL are entitled to electricity concession under the provisions of the Transfer Scheme, 2010. As agreed with PSPCL, the total concession availed by the employees of both PSPCL and PSTCL have been apportioned between the two companies in the ratio of average number of employees during the period under report.

Note 31.3 : Employee benefits expenses - Terminal benefits

Some of the employees working in PSTCL covered under the Pension Scheme are on deputation/ secondment from PSPCL. Pursuant to the Punjab Power Sector Reforms Transfer (First Amendment) Scheme 2012, the Terminal Benefit Trust in respect of pension, gratuity and leave encashment shall be progressively funded by Powercom and Transco respectively, in the ratio of 88.64 : 11.36, over a period of 15 financial years commencing from 1st April, 2014. PSERC is not allowing progressive funding to PSTCL on the ground that the tariff regulations of PSERC provides for payment of terminal liabilities on the principle of "Pay as you go" basis. Therefore, the amount of Rs.30274.66 lacs being 11.36% of total amount as intimated by PSPCL has been taken into account being the amount paid during the year and no provision has been made for progressive funding as per Punjab Power Sector Reforms Transfer (First Amendment) Scheme 2012 to the extent of Rs. 3833.78 crore.

Note 31.4 - Ind AS-19 is not applicable in respect of employees working in PSTCL on deputation/ secondment from PSPCL.



Note 32 : Finance Costs

(Rupees in Lacs)

Sr. No.	Particulars	Account code	For the year ended 31st March, 2020	For the year ended 31st March, 2019
	Interest on Loans from :			
1	Life Insurance Corporation	78.501	-	35.73
2	Rural Electrification Corporation	78.531	29,085.34	30,692.10
3	NABARD	78.541	1,982.79	2,077.56
4	Commercial Banks	78.551	5,711.11	4,881.50
5	PFC	78.582	9,745.01	9,757.03
6	Short Term borrowings	78.700	737.12	995.85
7	GPF Trust	78.852	637.49	776.01
	Total (A)		47,898.87	49,215.78
	Other interest & finance charges:			
8	Guarantee charges	78.884	500.00	340.00
9	Interest on Lease liabilities	78.859	80.54	-
10	Miscellaneous interest/finance charges	Bal. 78	60.42	21.59
	Total (B)		640.96	361.59
	Total (A+B)		48,539.82	49,577.36
11	Less : Interest on borrowings against capex capitalized	78.9	2,100.99	2,898.61
	Net Total		46,438.84	46,678.75

Note 32.1: The Company is regular in making the payment of Principal and Interest thereon to the Banks, Financial Institutions & other lenders and has not defaulted debt servicing during the year.

Note 33 : Depreciation, Amortization & Impairment Expenses


(Rupees in Lacs)

Sr. No.	Particulars	Account Code	For the year ended 31st March, 2020	For the year ended 31st March, 2019
	Depreciation on :			
1	Amortization/Depreciation of Right-of-use (ROU) Assets - Land	77.110	33.09	-
2	Buildings	77.120	629.02	558.84
3	Civil Works	77.140	21.38	18.15
4	Plant & Machinery	77.150	14,812.78	14,207.70
5	Lines & Cables	77.160	14,006.22	13,044.90
6	Vehicles	77.170 - 173	36.37	21.49
7	Furniture & Fixtures	77.180	25.67	24.29
8	Office Equipment	77.190	33.39	72.03
9	Amortization of intangible assets	79.710	2.19	0.42
10	Impairment loss	77.755	165.65	91.24
	Total		29,765.76	28,039.05
11	Less : (i) Depreciation on assets used for construction capitalized	77.900	28.10	29.70
	(ii) Depreciation on fixed assets created through contribution work.	77.910	348.21	299.54
	(iii) Depreciation on fixed assets created through Govt. grant.	77.920	25.00	6.38
	Net Total		29,364.45	27,703.43

Note 34 : Repairs & Maintenance

(Rupees in Lacs)

Sr. No.	Particulars	Account code	For the year ended 31st March, 2020	For the year ended 31st March, 2019
1	Plant and Machinery			
	- On bays maintained by PGCIL	74.141	151.75	324.31
	- Others	Bal. 74.1	2,251.37	2,522.33
2	Buildings	74.2	296.07	215.82
3	Civil Works	74.3	122.06	80.17
4	Lines and cable net works	74.5	230.54	211.41
5	Vehicles	74.6	25.80	46.73
6	Furniture and Fixtures	74.7	1.06	0.86
7	Office Equipment	74.8	4.09	2.97
	Total		3,082.74	3,404.60
8	Less: R&M expenses for assets used in construction capitalized	Bal. 74.9	18.75	51.59
	Net Total		3,063.99	3,353.01



Note 35 : Administration & General Expenses

(Rupees in Lacs)

Sr. No.	Particulars	Account code	For the year ended 31st March, 2020	For the year ended 31st March, 2019
1	Rent, Rates & Taxes including lease rental *	76.101 & 102	83.16	140.85
2	Insurance	76.104	4.70	6.59
3	Telephone & Postage	76.112 & 115	41.74	44.20
4	Legal Charges	76.121	30.70	41.78
5	Audit Fees	76.122	6.36	16.64
6	Consultancy/Technical Charges	76.123 & 76.124	18.15	10.97
7	Conveyance & Travel Charges	76.131-143	679.23	673.61
8	Fees & Subscription	76.129 & 76.151	51.11	50.52
9	Books & Periodicals	76.152	0.32	0.18
10	Printing & Stationery	76.153	27.87	26.30
11	Advertisement/Publicity expenses	76.155	10.26	9.33
12	Electricity/Water Charges	76.158 & 76.160	1,577.62	1,636.84
13	Expenses on Training	76.167	1.25	23.75
14	Hospitality	76.171, 181 & 189	6.06	5.21
15	Miscellaneous Expenses	76.190	137.18	139.03
16	Other expenses	Bal. 76.1	22.87	35.74
17	Material related expenses	76.2	328.24	217.29
	Total		3,026.81	3,078.84
18	Less: A&G expenses for assets used in construction capitalized	76.9	394.97	490.90
	Net Total		2,631.84	2,587.94

* FY 2019-20 does not include lease rent due to implementation of Ind AS 116 - Leases w.e.f. 01.04.2019.

Note 35.1 : Administration & General Expenses - Details of remuneration to Statutory Auditors (excluding G.S.T.)


(Rupees in Lacs)

Sr. No.	Particulars	For the year ended 31st March, 2020	For the year ended 31st March, 2019
	As an Auditor		
i	Tax Audit Fee	0.66	0.60
ii	Statutory Audit Fees	3.50	3.50
iii	Out of Pocket Expenses	0.51	0.79

Note 36 : ULDC Charges

(Rupees in Lacs)

Sr. No.	Particulars	Account Code	For the year ended 31st March, 2020	For the year ended 31st March, 2019
1	ULDC Charges - SLDC own share	70.501	426.46	364.11
2	ULDC Charges - BBMB share	70.502	114.21	111.26
3	NRLDC fees and charges	70.504	412.79	292.32
	Total		953.46	767.69





PUNJAB STATE TRANSMISSION CORPORATION LIMITED

Note 37 : Other Expenses/Debits


(Rupees in Lacs)

Sr. No.	Particulars	Account Code	For the year ended 31st March, 2020	For the year ended 31st March, 2019
1	Provision for doubtful dues from consumers	79.460	4.32	-
2	Provision for value of obsolete stores	79.471	184.69	7.40
3	Provision for losses under investigation	79.483	74.75	80.48
4	Loss on sale of fixed assets	77.7/62.4	-	366.36
5	Compensation for injuries, death & damages	79.530/31	-	4.28
6	Sundry assets written off	79.571	5,639.99	-
7	Miscellaneous losses & write off on account of theft of Material	Bal 79	-	0.59
	Total		5,903.75	459.10

Note 38 : Other Comprehensive Income

(Rupees in Lacs)

Sr. No.	Particulars	Account code	For the year ended 31st March, 2020	For the year ended 31st March, 2019
1	Items that will not be reclassified to Profit or Loss -Remeasurement of Actuarial	75.881	(139.14)	(6.71)
	Total		(139.14)	(6.71)



39 Disclosure in respect of Indian Accounting Standard (Ind AS)-37 "Provisions, Contingent Liabilities and Contingent Assets"

(a) Provisions

(Rupees in Lacs)

Sr. No.	Particulars	Opening balance as at April 1, 2019	Additions/ Transfers during the year	Utilization during the year	Written-back during the year	Closing balance as at March 31, 2020
i	Provision for Leave Encashment	963.26	571.70	-	-	1,534.96
ii	Provision for Gratuity	602.75	351.05	-	-	953.80
iii	Provision for obsolete items (O&M)	0.33	0.25	-	-	0.58
iv	Provision for obsolete items (Capital)	9.05	184.43	-	4.77	188.71
v	Provision for losses under investigation & stock shortage	749.27	74.75	-	-	824.02
vi	Provision for doubtful dues from consumers	-	4.32	-	-	4.32
	Total	2,324.66	1,186.51	-	4.77	3,506.40

(b) Contingent Liabilities:

(Rupees in Lacs)

Particulars	March 31, 2020	March 31, 2019
Pending court cases - land acquisition for setting up transmission lines/Sub stations	8.82	6.55
- Others	37.08	16.66
Arbitration cases	3.18	-
Service Matter cases	-	7.48
Entry tax* /Sales tax	3,816.93	3,816.93
GST matters** (Service Tax related contingent liability)	150.00	-
Total	4,016.01	3,847.62

* Contingent liability of Entry tax/Sales tax is disputed tax liability levied by Govt. of Punjab, Department of Excise & Taxation and subsequently exempted vide notification dated October 4, 2013. This amount of Entry tax which relates to period prior for exemption notification has not deposited by corporation. The matter is pending with Punjab and Haryana High Court.

** A show cause notice has been issued on 26.05.2020 by the office of Directorate General of GST Intelligence, Ludhiana for payment of service tax of Rs. 1.50 crore on the guarantee fee paid in March 2017 on reverse charge basis and its related dues i.e. interest under section 75 @ 15% p.a. from April 2017 to date and penalty under section 77(2) and 78(1) of Finance Act, 1995. Competent Authority has decided to contest the liability.

(c) i Contingent Assets: Corporation is in possession of Bank Guarantee from supplier/contractors etc. for successful completion of the contract/warranty period amounting to Rs. 5203.42 lacs as on 31.03.2020.

ii Corporation has claimed Rs.49.26 lacs as rent w.e.f. 20.05.2004 to 31.03.2020 from Punjab Police for occupation of the premises of the company at Tamtaran sub station for which correspondence is in process.

40 Capital Commitments

Estimated amount of contracts remaining to be executed on capital account is Rs. 200.93 Crores on March 31, 2020 and Rs.57.03 Crores on March 31, 2019.



41 Disclosure of Prior Period Error

41.1 Extract from Balance Sheet

(Rupees in Lacs)

Particulars	Restated figures March 31, 2019 (due to Prior Period adjustment)	Figures as per last reporting period March 31, 2019
PPE (excluding assets held for sale)	7,14,212.72	7,14,212.72
CWIP	41,731.95	41,731.95
Other Non Current financial assets	189.70	189.70
Inventories	2,592.91	2,592.91
Other Assets (including assets held for sale)	38,715.84	38,715.84
Total Assets	7,97,443.13	7,97,443.13
Retained Earnings (Surplus account)	38,297.29	38,425.30
Other Equity Balance	2,46,999.18	2,46,999.18
Total Equity	2,85,296.47	2,85,424.48
Other Liability	5,12,146.65	5,12,018.65
Total Equity and Liability	7,97,443.13	7,97,443.13

The above figures have been restated due to prior period adjustment as per Ind AS 8.

41.2 Detail of Prior Period Adjustment relating to Balance sheet

(Rupees in Lacs)

Particular	March 31, 2020
Land received for contributory work at Rs. 1/- during FY 2018-19 but accounted for during FY 2019-20	0.00
Total	0.00

41.3 Extract from the Statement of Profit & Loss

(Rupees in Lacs)


Particulars	Restated figures March 31, 2019 (due to Prior Period adjustment)	Figures as per last reporting period March 31, 2019
Total Income	1,28,121.89	1,28,121.89
Employee benefits expenses	47,388.86	47,260.85
All other expenses	81,549.92	81,549.92
Total Expenses	1,28,938.78	1,28,810.77
Profit before Tax	(816.90)	(688.89)
Tax	-	-
Profit after tax	(816.90)	(688.89)
OCI	(6.71)	(6.71)
Total Comprehensive Income	(823.61)	(695.60)
EPS	(0.13)	(0.11)

The above figures have been restated due to prior period adjustment as per Ind AS 8.

41.4 Detail of Prior Period Adjustment relating to Profit & Loss

(Rupees in Lacs)

Particular	March 31, 2020
Difference of Terminal benefits @ 11.36% which relates to FY 2018-19 accounted for in the books in FY 2019-20 (as per the requirements of Ind AS - 8).	(128.01)
Total	(128.01)




42 Fair value of financial assets and financial liabilities measured at amortized cost (Rupees in Lacs)

Particulars	March 31, 2020		March 31, 2019	
	Carrying Amount	Fair value	Carrying Amount	Fair value
Financial Assets:				
Non-current:				
Amount recoverable from staff *	0.98	0.98	1.27	1.27
Other receivables *	185.06	185.06	188.44	188.44
Current :				
Sundry debtors	30,180.88	30,180.88	25,856.37	25,856.37
Cash and cash equivalents	1,116.22	1,116.22	609.87	609.87
Bank Balance	-	-	25.54	25.54
Advances to Suppliers/ Contractors (O&M)	1.03	1.03	0.90	0.90
Interest accrued on fixed deposits	-	-	0.26	0.26
Amount recoverable from employees	97.67	97.67	98.53	98.53
Receivables from PGCIL	110.71	110.71	85.19	85.19
Income accrued and due - interest on refund of income tax	434.36	434.36	-	-
Amount recoverable from Suppliers	22.40	22.40	31.52	31.52
Total Financial Assets	32,149.31	32,149.31	26,897.89	26,897.89
Financial Liabilities:				
Non-current:				
Long term borrowings	4,04,840.88	4,04,450.81	4,27,021.40	4,26,595.19
Lease Liabilities - for Right-of-use (ROU) - Land	700.26	700.26	-	-
Current:				
Borrowings	7,770.92	7,770.92	3,199.87	3,199.87
Lease Liabilities - for Right-of-use (ROU) - Land	69.48	69.48	-	-
Creditors for Capital supplies/works	3,176.34	3,176.34	2,344.61	2,344.61
Creditors for supply of Material - O&M	203.14	203.14	387.09	387.09
Deposit & retention money from suppliers & contractors	2,417.74	2,417.74	2,535.02	2,535.02
Creditors for expenses	4,187.26	4,187.26	2,946.31	2,946.31
ICT- Payables to PSPCL	494.48	494.48	1,073.85	1,073.85
Current maturity of long term loans	54,054.74	54,054.74	49,581.88	49,581.88
Interest accrued but not due on borrowings LIC etc.	3,413.96	3,413.96	3,272.85	3,272.85
Interest accrued but not due on Lease Liabilities - Land	26.71	26.71	-	-
Miscellaneous liabilities	2,143.41	2,143.41	2,022.87	2,022.87
Staff related liabilities	1,251.50	1,251.50	1,189.10	1,189.10
Total	4,84,750.82	4,84,360.75	4,95,574.84	4,95,148.63

*As no recovery period/ schedule is defined for these recoveries, So no discounting has been done in respect of amount recoverable from staff and other receivables reflected under non current financial assets.

- 42.1 (i) The carrying amount of current financial instruments such as trade receivables, other assets, cash and cash equivalents and other liabilities are considered to be the same as their fair values, due to their short-term nature.
- (ii) The carrying amount of non-current financial liabilities i.e. long term borrowings except loan from PSPCL (11KV-VCB) which is interest free, are financed at competitive interest rate. Hence carrying value are considered to be the same as their fair values.
- (iii) Please refer Note 19.2 for discounting of PSPCL (11KV - VCB) loan.




43 Disclosures in respect of Ind AS 107 - Financial Instruments
Financial Instruments by Categories

(a) The carrying value and fair value of financial instruments by categories for the year ended 31.03.2020.

(Rupees in Lacs)

Particulars	Total carrying value as at March 31, 2020	Financial assets/ liabilities at FVTPL as at March 31, 2020	Financial assets/ liabilities at fair value through OCI as at March 31, 2020	Amortized cost as at March 31, 2020	Total fair value as at March 31, 2020
Financial Assets:					
Non-current:					
Amount recoverable from staff	0.98	-	-	0.98	0.98
Other receivables	185.06	-	-	185.06	185.06
Current :					
Sundry debtors	30,180.88	-	-	30,180.88	30,180.88
Cash and cash equivalents	1,116.22	-	-	1,116.22	1,116.22
Bank Balance	-	-	-	-	-
Advances to Suppliers/ Contractors (O&M)	1.03	-	-	1.03	1.03
Interest accrued on fixed deposits	-	-	-	-	-
Amount recoverable from employees	97.67	-	-	97.67	97.67
Receivables from PGCIL	110.71	-	-	110.71	110.71
Income accrued and due - interest on refund of income tax	434.36	-	-	434.36	434.36
Amount recoverable from Suppliers	22.40	-	-	22.40	22.40
Total	32,149.31	-	-	32,149.31	32,149.31
Financial Liabilities:					
Non-current:					
Long term borrowings	4,04,840.88	-	-	4,04,840.88	4,04,450.81
Lease Liabilities - for Right-of-use (ROU) - Land	700.26	-	-	700.26	700.26
Current:					
Borrowings	7,770.92	-	-	7,770.92	7,770.92
Lease Liabilities - for Right-of-use (ROU) - Land	69.48	-	-	69.48	69.48
Creditors for Capital supplies/works	3,176.34	-	-	3,176.34	3,176.34
Creditors for supply of Material - O&M	203.14	-	-	203.14	203.14
Deposit & retention money from suppliers & contractors	2,417.74	-	-	2,417.74	2,417.74
Creditors for expenses	4,187.26	-	-	4,187.26	4,187.26
ICT- Payables to PSPCL	494.48	-	-	494.48	494.48
Current maturity of long term loans	54,054.74	-	-	54,054.74	54,054.74
Interest accrued but not due on borrowings LIC etc.	3,413.96	-	-	3,413.96	3,413.96
Interest accrued but not due on Lease Liabilities - Land	26.71	-	-	26.71	26.71
Miscellaneous liabilities	2,143.41	-	-	2,143.41	2,143.41
Staff related liabilities	1,251.50	-	-	1,251.50	1,251.50
Total	4,84,750.82	-	-	4,84,750.82	4,84,360.75



(b) The carrying value and fair value of financial instruments by categories for the year ended 31.03.2019 (Restated) (Rupees in Lacs)

Particulars	Total carrying value as at March 31, 2019 (Restated)	Financial assets/liabilities at FVTPL as at March 31, 2019	Financial assets/liabilities at fair value through OCI as at March 31, 2019	Amortized cost as at March 31, 2019 (Restated)	Total fair value as at March 31, 2019 (Restated)
Financial Assets:					
Non-current:					
Amount recoverable from staff	1.27	-	-	1.27	1.27
Other receivables	188.44	-	-	188.44	188.44
Current :					
Sundry debtors	25,856.37	-	-	25,856.37	25,856.37
Cash and cash equivalents	609.87	-	-	609.87	609.87
Bank balance other than (ii) above	25.54	-	-	25.54	25.54
Advances to Suppliers/ Contractors (O&M)	0.90	-	-	0.90	0.90
Interest accrued on fixed deposits	0.26	-	-	0.26	0.26
Amount recoverable from employees	98.53	-	-	98.53	98.53
Receivables from PGCIL	85.19	-	-	85.19	85.19
Income accrued and due - interest on refund of income tax	-	-	-	-	-
Amount recoverable from Suppliers	31.52	-	-	31.52	31.52
Total	26,897.89	-	-	26,897.89	26,897.89
Financial Liabilities:					
Non-current:					
Long term borrowings	4,27,021.40	-	-	4,27,021.40	4,26,595.19
Current:					
Borrowings	3,199.87	-	-	3,199.87	3,199.87
Creditors for Capital supplies/works	2,344.61	-	-	2,344.61	2,344.61
Creditors for supply of Material - O&M	387.09	-	-	387.09	387.09
Deposit & retention money from suppliers & contractors	2,535.02	-	-	2,535.02	2,535.02
Creditors for expenses	2,946.31	-	-	2,946.31	2,946.31
ICT- Payables to PSPCL	1,073.85	-	-	1,073.85	1,073.85
Current maturity of long term loans	49,581.88	-	-	49,581.88	49,581.88
Interest accrued but not due on borrowings LIC etc.	3,272.85	-	-	3,272.85	3,272.85
Miscellaneous liabilities	2,022.87	-	-	2,022.87	2,022.87
Staff related liabilities	1,189.10	-	-	1,189.10	1,189.10
Total	4,95,574.84	-	-	4,95,574.84	4,95,148.63



44 Fair Value Hierarchy

- Level 1 - Level 1 hierarchy includes financial instruments measured using quoted prices (unadjusted) in active markets.
- Level 2 - Level 2 hierarchy includes financial instruments measured using inputs other than quoted prices included within Level 1 that are observable for the asset or liability, either directly (i.e. as prices) or indirectly (i.e. derived from prices).
- Level 3 - Level 3 hierarchy includes financial instruments measured using inputs that are not based on observable market data (unobservable inputs).

The following table present fair value hierarchy of assets and liabilities measured at fair value

Particulars	(Rupees in Lacs)	
	March 31, 2020	March 31, 2019
Financial Liabilities at fair Value : Loan from PSPCL (11KV_VCB)*		
Level 1	-	-
Level 2	-	-
Level 3	274.31	333.08
Total	274.31	333.08
Valuation Technique and key inputs	DCF	DCF
Significant unobservable inputs	Interest rate of similar loan (i.e. 10.85%)	Interest rate of similar loan (i.e. 10.85%)

* Interest free loan received from PSPCL. Loan is shown at its fair value and remaining amount appeared in Deferred Income under non current liabilities using (DCF) Valuation technique and key inputs.

45 Financial risk management

Financial risk factors

The Company's activities expose it to a variety of financial risks: market risk, credit risk and liquidity risk. The Company's primary focus is to foresee the unpredictability of financial markets and seek to minimize potential adverse effects on its financial performance.

Risk	Exposure arising from	Measurement	Remarks
Market risk- Interest rate	Long term borrowings at variable rate of interest	Sensitivity analysis	The Company has not taken any measure to avoid risk arising from interest rate. Since company is able to obtain finance at competitive interest rate
Credit risk	Cash and cash equivalent, trade receivables, financial instruments.	Ageing analysis Credit rating	Majority of receivable are from Government undertaking. They are unsecured but considered good.
Liquidity risk	Borrowings and other liabilities	Rolling cash flow forecasts	Maintaining adequate cash and cash equivalent

a) Market Risk

Interest rate risk

The company's main interest rate risk arise from long term borrowings with variable rates, which expose the company to cash flow interest rate risk. Company's borrowings are denominated in INR currency during March 31, 2020 and March 31, 2019 (Restated).

The exposure of company's borrowings to interest rate changes at the end of reporting period are as follows:

Particulars	(Rupees in Lacs)	
	March 31, 2020	March 31, 2019
Variable rate borrowings	69,247.87	62,535.37
Fixed rate borrowings	1,35,492.28	1,39,912.71
Total borrowings	2,04,740.15	2,02,448.08

The above table covers all variable rate borrowing except REC loan. The Company is availing loan in many trenches so it is very difficult/cumbersome and impracticable for them to figured out variable portion attached in the REC Loans as the same have been received in various trenches.

Sensitivity

Profit or loss is sensitive to higher/lower expense from borrowings as a result of change in interest rates. The table summarizes the impact of increase/decrease in interest rates on Profit or loss.

Particulars	(Rupees in Lacs)	
	March 31, 2020	March 31, 2019
Interest rates- increase by 50 basis Pts.	(1,671.29)	(1,714.00)
Interest rates- decrease by 50 basis Pts.	1,671.29	1,714.00



b) Credit Risk

Credit risk refers to the risk of default on its obligation by the counterparty resulting in a financial loss. The maximum exposure to the credit risk at the reporting date is primarily from trade receivables and unbilled revenue. Accordingly, credit risk from trade receivables has been separately evaluated from all other financial assets in the following paragraphs.

i) Trade Receivables

The Company has outstanding trade receivables amounting to Rs. 30,185.21 lacs (March 31, 2020) and Rs. 25,856.37 lacs (March 31, 2019). Trade receivables are typically unsecured and are derived from revenue earned from customers.

Credit risk exposure

An analysis of age of trade receivables at each reporting date is summarized as follows:

Particulars	March 31, 2020		March 31, 2019	
	Gross Amount	Impairment	Gross Amount	Impairment
Not due	27,695.76	-	23,399.88	-
Past due less than six months	36.12	-	3.16	-
Past due more than six months	2,453.32	-	2,453.32	-
Total	30,185.21	-	25,856.37	-

Trade receivables are impaired when recoverability is considered doubtful based on the recovery analysis performed by the company for individual trade receivables. The company considers that all the above financial assets that are not impaired and past due for each reporting dates under review are of good credit quality except Rs. 4.32 lacs for which provision for doubtful dues from consumers has been made during the year.

The company does not hold any collateral or other enhancements to cover its credit risks associated with its financial assets.

ii) Other financial assets

The Company held cash and cash equivalents of Rs. 1116.22 lacs March 31, 2020 and Rs. 609.87 lacs March 31, 2019. The cash and cash equivalents are held with public sector banks and high rated private sector banks and do not have any significant credit risk.

c) Liquidity Risk

The company's principal sources of liquidity are cash and cash equivalents, cash generated from operations.

Company manages its liquidity needs by continuously monitoring cash inflows and by maintaining adequate cash and cash equivalents. Net cash requirements are compared to available cash in order to determine any shortfalls.


Short term liquidity requirements consists mainly of sundry creditors, expense payable, other payable arising during the normal course of business as at each reporting date. Company maintains a sufficient balance in cash and cash equivalents to meet its short term liquidity requirements.

Company assess long term liquidity requirements on a periodical basis and manage them through internal accruals.

The table below provides details regarding the contractual maturities of non-derivative financial liabilities. The amount disclosed in the table is the contractual undiscounted cash flows. The table includes both principal & interest cash flows.

Particulars	(Rupees in Lacs)				Total
	Less than 6 months	6 months to 1 year	1-5 years	More than 5 years	
As at March 31, 2020					
Short Term Borrowing	-	7,770.92	-	-	7,770.92
Long Term Borrowing	12,204.62	29,807.37	2,36,817.28	1,80,066.36	4,58,895.62
Security Deposit	460.34	1,957.40	-	-	2,417.74
Other financial liability	-	14,896.81	-	-	14,896.81
Total	12,664.96	54,432.49	2,36,817.28	1,80,066.36	4,83,981.08
As at March 31, 2019					
Short Term Borrowing	-	3,199.87	-	-	3,199.87
Long Term Borrowing	25,004.63	24,482.34	2,12,419.41	2,14,696.90	4,76,603.28
Security Deposit	516.32	2,018.70	-	-	2,535.02
Other financial liability	-	13,236.68	-	-	13,236.68
Total	25,520.95	42,937.58	2,12,419.41	2,14,696.90	4,95,574.84

*The above figures are shown at their original carrying amount excluding Ind AS Adjustment



46 Capital Management

Risk Management:

The Company's objectives when managing capital are to:

1. Safeguard their ability to continue as a going concern, so that they can continue to provide returns for shareholders and benefits to other stakeholders, and
2. Maintain an optimal capital structure to reduce the cost of capital.

Consistent with others in the Industry, the Company monitors capital on the basis of following ratio:

Net Debt (Total Borrowings) divided by
Total 'Equity' as shown in the Balance Sheet

The debt-equity ratio of the Company is as follows :

Particulars	(Rupees in Lacs)	
	As at March 31, 2020	As at 31st March, 2019
Long term debt	4,58,505.55	4,76,177.07
Equity (including Capital Reserve)	2,81,800.15	2,85,296.47
Debt-Equity Ratio	1.63	1.67

47 Disclosure in respect of Indian Accounting Standard (Ind AS)-23 "Borrowing Costs"

The amount capitalized with Property, Plant & Equipment's as borrowing cost is Rs. 2100.99 lacs & Rs. 2898.61 lacs for the year ended March 31, 2020 & March 31, 2019 respectively on the basis of Weighted Average method as capitalization rate 10.13% as per policy of borrowing cost as mentioned in significant accounting policies.

48 Disclosure in respect of Indian Accounting Standard (Ind AS)-36 "Impairment of assets"

The company has assessed there is no impairment of Fixed Assets being classified under major heads such as Land, Building, Plant and Machinery, Lines & Cables. In case of Assets not in use - Damaged/Unrepairable impairment loss of Rs. (-)163.29 lacs and Rs. (-)475.12 lacs has recognised in March 2020 and March 2019 respectively.

49 Disclosure in respect of Indian Accounting standard (Ind AS) 116 "Leases"

As lessee

- Maturity analysis of lease liabilities

Maturity analysis - contractual undiscounted cash flows	(Rupees in Lacs)	
	For the year ended March 31, 2020	For the year ended 31st March, 2019
Less than one year	69.48	69.48
One to five years	298.75	291.80
More than five years	1,945.85	2,022.28
Total	2,314.07	2,383.55

• Total discounted lease liabilities (discount rate @ 10.75% p.a.) at 31st March 2020

Lease liabilities included in the statement of financial position at 31st March 2020	(Rupees in Lacs)	
	For the year ended March 31, 2020	For the year ended 31st March, 2019
Current	69.48	-
Non-Current	700.26	-
Total	769.73	-

50 Disclosure in respect of Indian Accounting standard (Ind AS)-108: "Operating Segments"

Based on the "management approach" as defined in Ind AS 108, the Chief Operating Decision Maker (CODM) evaluates the performance and allocates resources based on an analysis of various performance indicators by business segments.

50.1 Entity-Wide Disclosures-

1. Information about major customers

Customer Name	(Rupees in Lacs)	
	Segment 1	
	March 31, 2020	March 31, 2019
Punjab State Power Corporation Limited	1,31,941.00	1,24,484.00

There is only one customer which contribute more than 10% of entity revenue.

2. Geographical Information

Revenue from external customers by location of operations and information about its non current assets* by location of assets are as follows:

Particulars	Revenue from external customers		Non current Assets*	
	March 31, 2020	March 31, 2019	March 31, 2020	March 31, 2019
India (Punjab)	1,32,106.63	1,24,538.63	7,50,397.35	7,56,601.91
Total	1,32,106.63	1,24,538.63	7,50,397.35	7,56,601.91

* Non-current assets for this purpose consists of Property, Plant & Equipment, Intangible assets, Assets held for sale and Capital work in progress.

3. Revenue from major products

Revenue from external customers for each product and service are as follow:-

Particulars	(Rupees in Lacs)	
	March 31, 2020	March 31, 2019
Punjab State Power Corporation Limited	1,31,941.00	1,24,484.00
Total	1,31,941.00	1,24,484.00



51 Disclosure in respect of Indian Accounting Standard (Ind AS)-19 "Employee Benefits"

General description of various defined employee's benefits schemes are as under:

Employees recruited by PSTCL covered under the NPS scheme.

Gratuity and Leave Encashment

1 Summary of membership data

Particulars	Gratuity		Leave	
	March 31, 2020	March 31, 2019	March 31, 2020	March 31, 2019
Numbers of employees	996	1021	996	1021
Total Monthly Salary (in lacs)	389.25	307.65	389.25	307.65
Total Monthly Salary for leave availment (in lacs)	-	-	389.25	307.65
Average Past Service (Years)	4.87	3.89	4.87	3.89
Average Age (Years)	32.34	31.35	32.34	31.35
Average remaining working life (Years)	25.87	26.87	25.87	26.87
Leave balance considered on valuation date	-	-	1,10,564	90,693
Weighted average duration of PBO	19.95	20.40	19.95	20.40
Average accumulated leave per employees (days)	-	-	111.00	88.82

2 Actuarial Assumptions

a) Economic Assumptions

Particulars	Gratuity		Leave	
	March 31, 2020	March 31, 2019	March 31, 2020	March 31, 2019
Discounting Rate	6.76%	7.65%	6.76%	7.65%
Future Salary Increase	6.00%	6.00%	6.00%	6.00%

b) Demographic Assumptions

Particulars	Gratuity		Leave	
	March 31, 2020	March 31, 2019	March 31, 2020	March 31, 2019
Retirement Age (Years)	Class IV - 60 Yrs. Others - 58 Yrs.	Class IV - 60 Yrs. Others - 58 Yrs.	Class IV - 60 Yrs. Others - 58 Yrs.	Class IV - 60 Yrs. Others - 58 Yrs.
Mortality rates inclusive of provision for disability	100% of IALM (2012-14)	100% of IALM (2006-08)	100% of IALM (2012-14)	100% of IALM (2006-08)
Attrition at Ages	Withdrawal Rate (%)	Withdrawal Rate (%)	Withdrawal Rate (%)	Withdrawal Rate (%)
Less than 50 Years	1.00%	1.00%	1.00%	1.00%
Above 50 Years	2.00%	2.00%	2.00%	2.00%
Leave	-	-	1,10,564	90,693
Leave availment Rate	-	-	2.50%	2.50%
Leave lapse rate while in service	-	-	Nil	Nil
Leave lapse rate on exit	-	-	Nil	Nil
Leave encashment rate while in service	-	-	Nil	Nil

3 Actuarial Method:

Projected Unit Credit Actuarial Method


4 Scale of Benefits

Particulars	Gratuity	Leave
Salary for calculation of gratuity	Last drawn qualifying salary	Last drawn qualifying salary
Vesting period	5 years of service	NIL
Benefits on normal retirement	As per Gratuity rules applicable to State Government Employees (CSR Rules)	Maximum upto 300 days or Actual accumulation whichever is less
Benefit on early retirement/withdrawal/resignation	Same as normal retirement benefit based on service upto the date of exit.	Same as normal retirement benefit
Benefits on death in service	Same as normal retirement benefit based on service upto the date of death & no vesting conditions apply.	Same as normal retirement benefit
Limit	20.00 lacs	-
Benefits		
1. Yearly accrual	-	22.81 days
2. Maximum accumulation	-	450 days
3. Total Leave Days	-	1,10,564
4. Availment in service (compensated absence)	-	Yes
5. Leave encashment in service	-	No
6. Leave encashment on exit	-	Yes
7. Month to be treated as	-	30 days
8. Lapse	-	Yes (More than 300 Days)

5 Plan Liability

(Rupees in Lacs)

Particulars	Gratuity		Leave	
	March 31, 2020	March 31, 2019	March 31, 2020	March 31, 2019
Present value of obligation as at the end of the period	953.80	602.75	1,534.96	963.26



6 Service Cost
(Rupees in Lacs)

Particulars	Gratuity		Leave	
	March 31, 2020	March 31, 2019	March 31, 2020	March 31, 2019
Current Service cost	165.80	111.30	269.93	230.24
Past Service cost including curtailment Gains/Losses	-	-	-	-
Gains or Losses on Non routine settlements	-	-	-	-
Total Service Cost	165.80	111.30	269.93	230.24

7 Net Interest Cost
(Rupees in Lacs)

Particulars	Gratuity		Leave	
	March 31, 2020	March 31, 2019	March 31, 2020	March 31, 2019
Interest cost on defined benefit obligation	46.11	34.70	73.69	54.17
Interest income on Plan Assets	-	-	-	-
Net Interest cost (Income)	46.11	34.70	73.69	54.17

8 Change in Benefit Obligation
(Rupees in Lacs)

Particulars	Gratuity		Leave	
	March 31, 2020	March 31, 2019	March 31, 2020	March 31, 2019
Present value of obligation as at the beginning of the period	602.75	450.04	963.26	702.64
Acquisition adjustment	-	-	-	-
Interest cost	46.11	34.70	73.69	54.17
Service cost	165.80	111.30	269.93	230.24
Past service cost including curtailment Gains/Losses	-	-	-	-
Benefits Paid	-	-	-	-
Total Actuarial (Gain)/Loss on obligation	139.14	6.71	228.08	(23.79)
Present value of obligation as at the end of the period	953.80	602.75	1,534.96	963.26

9 Bifurcation of Actuarial Gain/Loss on obligation
(Rupees in Lacs)

Particulars	Gratuity		Leave	
	March 31, 2020	March 31, 2019	March 31, 2020	March 31, 2019
Actuarial (Gain)/Loss on arising from change in Demographic Assumption	(0.57)	-	(0.92)	-
Actuarial (Gain)/Loss on arising from change in Financial Assumption	136.16	6.10	231.77	10.35
Actuarial (Gain)/Loss on arising from Experience Adjustment	3.55	0.62	(2.76)	(34.14)
Total Actuarial (Gain)/Loss on obligation	139.14	6.71	228.08	(23.79)

10 Actuarial Gain/Loss on Plan Asset
(Rupees in Lacs)

Particulars	Gratuity		Leave	
	March 31, 2020	March 31, 2019	March 31, 2020	March 31, 2019
Expected Interest Income	-	-	-	-
Actual Income on Plan Asset	-	-	-	-
Actuarial Gain/(Loss) for the year on Asset	-	-	-	-

11 Balance Sheet and related analysis
(Rupees in Lacs)

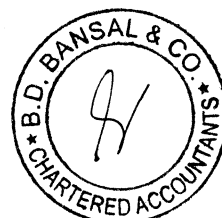
Particulars	Gratuity		Leave	
	March 31, 2020	March 31, 2019	March 31, 2020	March 31, 2019
Present value of the obligation at end	953.80	602.75	1,534.96	963.26
Fair value of Plan Assets	-	-	-	-
Unfunded (Liability)/Provision in Balance Sheet	(953.80)	(602.75)	(1,534.96)	(963.26)

12 The amounts recognized in the income statement
(Rupees in Lacs)

Particulars	Gratuity		Leave	
	March 31, 2020	March 31, 2019	March 31, 2020	March 31, 2019
Total service cost	165.80	111.30	269.93	230.24
Net interest cost	46.11	34.70	73.69	54.17
Net actuarial (gain)/loss recognized in the period	-	-	228.08	(23.79)
Expenses recognized in the income statement	211.91	146.00	571.70	260.63

13 Other Comprehensive Income (OCI)
(Rupees in Lacs)

Particulars	Gratuity		Leave	
	March 31, 2020	March 31, 2019	March 31, 2020	March 31, 2019
Net cumulative unrecognized actuarial gain/(loss) opening	-	-	-	-
Actuarial gain/(loss) for the year on PBO	(139.14)	(6.71)	-	-
Actuarial gain/(loss) for the year on Asset	-	-	-	-
Unrecognized actuarial gain/(loss) at the end of the year	(139.14)	(6.71)	-	-



14 Change in Plan Assets

(Rupees in Lacs)

Particulars	Gratuity		Leave	
	March 31, 2020	March 31, 2019	March 31, 2020	March 31, 2019
Fair value of plan assets at the beginning of the period	-	-	-	-
Actual return on plan assets	-	-	-	-
Employer contribution	-	-	-	-
Benefits paid	-	-	-	-
Fair value of plan assets at the end of the period	-	-	-	-

15 Major categories of plan assets (as percentage of total plan assets)

(Rupees in Lacs)

Particulars	Gratuity		Leave	
	March 31, 2020	March 31, 2019	March 31, 2020	March 31, 2019
Government of India Securities	-	-	-	-
State Government Securities	-	-	-	-
High Quality Corporate Bonds	-	-	-	-
Equity Shares of Listed Companies	-	-	-	-
Property	-	-	-	-
Funds managed by Insurer	-	-	-	-
Bank Balance	-	-	-	-
Total	-	-	-	-

16 Change in Net Defined Benefit Obligation

(Rupees in Lacs)

Particulars	Gratuity		Leave	
	March 31, 2020	March 31, 2019	March 31, 2020	March 31, 2019
Net defined benefit liability at the beginning of the period	602.75	450.04	963.26	702.64
Acquisition adjustment	-	-	-	-
Total Service cost	165.80	111.30	269.93	230.24
Net Interest cost (income)	46.11	34.70	73.69	54.17
Re - measurements	139.14	6.71	228.08	(23.79)
Contribution paid to the Fund	-	-	-	-
Benefit paid directly by the enterprise	-	-	-	-
Net defined benefit liability at the end of the period	953.80	602.75	1,534.96	963.26

17 Bifurcation of PBO at the end of the year in current and non-current

(Rupees in Lacs)

Particulars	Gratuity		Leave	
	March 31, 2020	March 31, 2019	March 31, 2020	March 31, 2019
Current liability (Amount due within one year)	20.42	16.89	35.28	26.43
Non current liability (Amount due over one year)	933.38	585.86	1,499.68	936.83
Total PBO at the end of the year	953.80	602.75	1,534.96	963.26

18 Expected contribution for the next Annual reporting period

(Rupees in Lacs)

Particulars	Gratuity		Leave	
	March 31, 2020	March 31, 2019	March 31, 2020	March 31, 2019
Service cost	185.85	125.77	290.97	196.60
Net interest cost	64.48	46.11	103.76	73.69
Expected expenses for the next annual reporting period	250.32	171.88	394.73	270.29

19 Sensitivity Analysis of the defined benefits obligation

(Rupees in Lacs)

Particulars	Gratuity		Leave	
	March 31, 2020	March 31, 2019	March 31, 2020	March 31, 2019
a) Impact of the Change in discount rate				
Present value of obligation at the end of the period	953.80	602.75	1,534.96	963.26
(i) Impact due to increase of 1%	(151.23)	(94.72)	(270.15)	(196.54)
(ii) Impact due to decrease of 1%	189.38	108.94	313.71	171.91
b) Impact of the Change in salary increase				
Present value of obligation at the end of the period	953.80	602.75	1,534.96	963.26
(i) Impact due to increase of 1%	188.90	110.18	312.88	174.03
(ii) Impact due to decrease of 1%	(153.49)	(99.30)	(273.97)	(199.69)



52 Disclosure in respect of Indian Accounting Standard 24 "Related Parties Disclosures"

a List of CMD/Directors/Key managerial personnel

Name	Designation	Period	
Sh. A. Venu Parsad - IAS	CMD	01.04.2019	23.09.2019
		18.03.2020	31.03.2020
Ms. Ravneet Kaur - IAS	CMD	23.09.2019	17.03.2020
Sh. Vinod Kumar Bansal	Director/F&C	24.10.2019	31.03.2020
Sh. Ajay Kumar Kapur	Director/Technical	01.04.2019	31.03.2020
Sh. Sanjeev Kumar Sharma	Director/Administration	27.08.2019	31.03.2020
Sh. Anirudh Tewari, IAS	Director	01.04.2019	31.03.2020
Smt. Raji Pramod Shrivastava IAS	Woman Director	01.04.2019	31.03.2020
Sh. Harkamal Singh Khurmi	Independent Director	01.04.2019	17.12.2019
Sh. Vinod Kumar Bansal	Chief Financial Officer	01.04.2019	24.10.2019
Sh. Parveen Kumar Singla	Chief Financial Officer	29.11.2019	31.03.2020
Sh. Jasvir Singh	Company Secretary	01.04.2019	31.03.2020

b Compensation of key management personnel

Particulars	Sh. A. Venu Parsad		Ms. Ravneet Kaur		Sh. Jatinder Goyal		Sh. Vinod Kumar Bansal	
	For the year ended March 31, 2020	For the year ended March 31, 2019	For the year ended March 31, 2020	For the year ended March 31, 2019	For the year ended March 31, 2020	For the year ended March 31, 2019 (01.04.2018 to 12.04.2018)	For the year ended March 31, 2020	For the year ended March 31, 2019
Short-term benefits including perquisites	-	-	-	-	-	0.84	11.13	-
Post-employment benefits	-	-	-	-	-	-	-	-
Other long-term benefits	-	-	-	-	-	1.26	-	-
Termination benefits	-	-	-	-	-	2.10	11.13	-
Total	-	-	-	-	-	2.10	11.13	-

(Rupees in Lacs)

Particulars	Smt. Shashi Prabha		Sh. Ajay Kumar Kapur		Sh. Sanjeev Kumar Sharma		Sh. Harkamal Singh Khurmi	
	For the year ended March 31, 2020	For the year ended March 31, 2019 (01.04.2018 to 12.04.2018)	For the year ended March 31, 2020	For the year ended March 31, 2019	For the year ended March 31, 2020	For the year ended March 31, 2019	For the year ended March 31, 2020	For the year ended March 31, 2019
Short-term benefits including perquisites	-	0.68	14.96	15.08	12.91	-	1.28	1.22
Post-employment benefits	-	-	-	-	-	-	-	-
Other long-term benefits	-	5.50	-	-	-	-	-	-
Termination benefits	-	6.17	-	-	-	-	-	-
Total	-	6.17	14.96	15.08	12.91	-	1.28	1.22



53 Disclosure in respect of Indian Accounting Standard (Ind AS)-33 "Earnings Per Share(EPS)"

i) Basic EPS

Basic EPS amounts are calculated by dividing the profit for the year attributable to equity holders of the entity by the weighted average number of Equity shares outstanding during the year.

(Rupees in Lacs)

Particulars	For the year ended March 31, 2020	For the year ended 31st March, 2019 (Restated)
Profit (loss) for the year, attributable to the owners of the company	(3,357.18)	(816.90)
Earnings used in calculation of basic earnings per share (A)	(3,357.18)	(816.90)
Weighted average number of equity shares for the purpose of basic earnings per share (B)	60,58,83,465	60,58,83,465
Basic EPS (A/B) (₹)	(0.55)	(0.13)

ii) Diluted EPS

Diluted EPS amounts are calculated by dividing the profit attributable to equity holders of the entity (after adjusting for interest on the convertible preference shares) by the weighted average number of Equity shares outstanding during the year plus the weighted average number of Equity shares that would be issued on conversion of all the dilutive potential Equity shares into Equity shares.

(Rupees in Lacs)


Particulars	For the year ended March 31, 2020	For the year ended 31st March, 2019 (Restated)
Profit (loss) for the year, attributable to the owners of the company	(3,357.18)	(816.90)
Earnings used in calculation of basic earnings per share	(3,357.18)	(816.90)
Profit attributable to equity holders of the owner adjusted for the effect of dilution (A)	(3,357.18)	(816.90)
Weighted average number of Equity shares for the purpose of basic earnings per share	60,58,83,465	60,58,83,465
Weighted average number of Equity shares adjusted for the effect of dilution (B)	60,58,83,465	60,58,83,465
Diluted EPS (A/B) (₹)	(0.55)	(0.13)

54 Assets hypothecated as security

The carrying amount of assets hypothecated as security for current & non current borrowings are:

(Rupees in Lacs)

Particulars	For the year ended March 31, 2020	For the year ended 31st March, 2019
Current Financial Assets		
First Charge (Hypothecation)	32,514.73	28,449.27
Non-Financial Assets		
Hypothecation	-	-
Total Current assets	32,514.73	28,449.27
Non Current		
Hypothecation	3,09,355.44	3,33,505.33
Total Non Current assets	3,09,355.44	3,33,505.33




Sr. No.	Particulars	Note No.	Balance Sheet as at March 31, 2019		
			Restated figures	Prior period adjustments	figures as per last reporting period
I	ASSETS				
	1. Non current assets				
	(a) Property, Plant and Equipment	3	7,14,212.72	(0.00)	7,14,212.72
	(b) Intangible Assets	4	9.61	-	9.61
	(c) Assets held for sale	5	647.63	-	647.63
	(d) Capital work in progress	6 & 7	41,731.95	0.00	41,731.95
	(e) Financial Assets				
	(i) Others	8	189.70	-	189.70
	(f) Other non current assets	9	5,694.60	-	5,694.60
	Total (3+4+ 5+6&7+8+9)	A	7,62,486.22	0.00	7,62,486.22
	2. Current assets				
	(a) Inventories	10	2,592.91	-	2,592.91
	(b) Financial assets				
	(i) Trade receivables	11	25,856.37	-	25,856.37
	(ii) Cash and cash equivalents	12	609.87	-	609.87
	(iii) Bank balance other than (ii) above	13	25.54	-	25.54
	(iv) Others	14	216.41	-	216.41
	(c) Current tax assets (Net)	15	5,622.36	-	5,622.36
	(d) Other current assets	16	33.46	-	33.46
	Total (10+11+12+13+14+15+16)	B	34,956.91	-	34,956.91
	Grand Total (A+B)		7,97,443.13	-	7,97,443.13
II	EQUITY AND LIABILITIES				
	EQUITY				
	(a) Equity share capital	17	60,588.35	-	60,588.35
	(b) Other equity	18	2,24,708.12	128.01	2,24,836.13
	Total (17+18)	A	2,85,296.47	128.01	2,85,424.48
	LIABILITIES				
	1. Non current liabilities				
	(a) Financial liabilities				
	(i) Borrowings	19	4,26,595.19	-	4,26,595.19
	(b) Provisions	21	1,522.69	-	1,522.69
	(c) Other non current liabilities	22	7,466.68	732.13	8,198.81
	Total (19+21+22)	B	4,35,584.56	732.13	4,36,316.69
	2. Current liabilities				
	(a) Financial liabilities				
	(i) Borrowings	23	3,199.87	-	3,199.87
	(ii) Other financial liabilities (other than those specified in item (c))	25	65,353.58	(128.01)	65,225.57
	(b) Other current liabilities	26	854.83	-	854.83
	(c) Provisions	27	43.32	-	43.32
	Total (23+25+26+27)	C	69,451.59	(128.01)	69,323.58
	3. Deferred revenue	28	7,110.50	(732.13)	6,378.37
	Total	D	7,110.50	(732.13)	6,378.37
	Grand Total (A+B+C+D)		7,97,443.13	-	7,97,443.13



56 Reconciliation of Profit & Loss and Other Comprehensive Income for the year ended March 31, 2019

(Rupees in Lacs)

Sr. No.	Particulars	Note No.	For the year ended 31st March, 2019		
			Restated figures	Prior period adjustments	figures as per last reporting period
I	Income				
	(a) Revenue from operations	29	1,24,538.63	-	1,24,538.63
	(b) Other income	30	3,583.25	-	3,583.25
	Total Income	A	1,28,121.89	-	1,28,121.89
II	Expenses				
	(a) Employee benefits expense	31	47,388.86	(128.01)	47,260.85
	(b) Finance costs	32	46,678.75	-	46,678.75
	(c) Depreciation, amortization & impairment expenses	33	27,703.43	-	27,703.43
	(d) Other expenses				
	(i) Repairs & maintenance	34	3,353.01	-	3,353.01
	(ii) Administration & General expenses	35	2,587.94	-	2,587.94
	(iii) ULDC charges	36	767.69	-	767.69
	(iv) Others expenses/debits	37	459.10	-	459.10
	Total expenses	B	1,28,938.78	(128.01)	1,28,810.77
III	Profit/(Loss) before tax (A-B)	C	(816.90)	128.01	(688.89)
	Tax expense				
	- Current tax		-	-	-
	Total Tax Expense	D	-	-	-
IV	Profit/(Loss) for the period (C-D)	E	(816.90)	128.01	(688.89)
V	Other Comprehensive Income				
	(a) Items that will not be reclassified to profit or loss		-	-	-
	- Actuarial Gain/(Loss) on Gratuity	38	(6.71)	-	(6.71)
	Other Comprehensive Income	F	(6.71)	-	(6.71)
VI	Total Comprehensive Income for the period (E + F)		(823.61)	128.01	(695.60)



57 Corporate Social Responsibility Expenses

The amount required to be spent as per Section 135 of the Companies Act

(Rupees in Lacs)

Particulars	For the year ended March 31, 2020	For the year ended 31st March, 2019
a) Amount required to be spent during the year @ 2% of Average of Profit/(Loss), as per section 198 of the Act, of Last 3 years.	-	11.87
b) Amount spent during the year	-	-
Detail of Average of Profit/(Loss), as per Section 198 of the Act, of Last 3 Years:-		
2018-19 (restated)	(845.45)	
2017-18 (restated)	(115.68)	
2016-17	793.72	
2015-16	1,101.80	
Average of Profit/(Loss) for FY 2019-20	(55.81)	
Average of Profit/(Loss) for FY 2018-19	593.28	

No amount has been spent during the year

58 Dues to Micro, Small and Medium Enterprises

Based on the information available with the company, there are no outstanding balances of parties covered under Micro, Small and Medium Enterprises Development Act, 2006.

i Principal amount and interest due thereon remaining unpaid to any supplier at the end of each accounting year:-

Sr. No.	Enterprise	2019-20		2018-19	
		Principal	Interest	Principal	Interest
i	Micro, Small, Medium	-	-	-	-

ii The amount of interest paid by the buyer in terms of section 16 of the MSMED Act, 2006 along with the amount of the payment made to the supplier beyond the appointed day during each accounting year:-

Sr. No.	Enterprise	2019-20		2018-19	
		Principal	Interest	Principal	Interest
i	Micro, Medium	-	-	-	-
ii	Small	-	-	-	-

iii The amount of interest due and payable for the period of delay in making payment (which has been paid but beyond the appointed day during the year) but without adding the interest specified under MSMED Act, 2006:-


Sr. No.	Enterprise	2019-20		2018-19	
		Interest due	Interest payable	Interest due	Interest payable
i	Micro, Small, Medium	-	-	-	-

iv The amount of interest accrued and remaining unpaid at the end of each accounting year:-

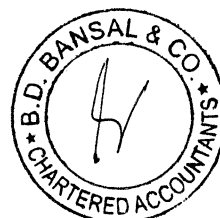
Sr. No.	Enterprise	2019-20		2018-19	
		Interest Accrued	Interest unpaid	Interest Accrued	Interest unpaid
i	Micro, Small, Medium	-	-	-	-

v The amount of further interest remaining due and payable even in the succeeding years, until such date when the interest dues as above are actually paid to the small enterprise for the purpose of disallowance as a deductible expenditure under section 23 of the MSMED Act, 2006:-

Sr. No.	Enterprise	2019-20		2018-19	
		Interest due	Interest payable	Interest due	Interest payable
i	Micro, Small, Medium	-	-	-	-



- 59 In pursuance to memo no. 01/15/2010-EB(PR)/396 dated 29.11.2011 from Department of Power, Government of Punjab, Chandigarh, certain units of PSTCL were ordered to be transferred to PSPCL on account of transfer of 66 KV works to PSPCL. However, certain balances of Civil works division Ludhiana (LC-264) (now under Civil works Circle Patiala LC-783) & Grid division Ludhiana (LC-206) (now under Grid Construction Circle Ludhiana LC - 782) amounting to Rs. 63.79 lacs & Rs. 57.44 lacs respectively as on 31.03.2020 have been kept on "as is where is basis".
- 60 There are some unidentifiable receivables and payables which pertain to erstwhile PSEB period and are very old which are being examined in detail and will be reconciled in due course of time for effecting the required corrections, adjustments and set offs as the case may be.
- 61 Some of the assets as allocated to the Company, vide Notification dated 24.12.2012 by the Govt. of Punjab, are being utilized by Punjab State Power Corporation Ltd. (PSPCL). Similarly, the Company is also using some of the assets of PSPCL. The accounting of rentals payable/receivable to/from PSPCL has not been made in the accounts of Company in the absence of any agreement between the two Companies for use of such assets.
- 62 As per Ind AS-12, the deferred tax assets (the deferred tax benefits) should be recognized only when there is a certainty for the income generation in future which can be utilized for setting off the said deferred tax assets. Considering the accumulated unabsorbed losses, it is not probable that the same can be set off with the future income within the allowable period specified in the Income Tax Act 1961. In view of the said uncertainty, it is considered prudent not to recognize the deferred tax asset in the current financial year 2019-20.
- 63 The balances of trade receivables, advances to suppliers/contractors, loans & advances and other parties shown in the accounts are subject to confirmation.
- 64 As per paragraph 49 of framework for preparation and presentation of financial statement and Guidance Note on MAT credit issued by ICAI:
"An asset is a resource controlled by the enterprise as a result of past events from which future economic benefits are expected to flow to the enterprise". For the purpose of consideration of the probability of expected future economic benefits in respect of MAT credit, the fact that a company is paying MAT and not the normal income tax, provides a prima facie evidence that normal income tax liability may not arise within the specified period to avail MAT credit. In view of this, MAT credit should be recognised as an asset only when and to the extent there is convincing evidence that the company will pay normal income tax during the specified period. Since as per income tax return PSTCL has unabsorbed brought forward depreciation of Rs.1375.45 crores as on March 31, 2019. Hence, management has estimated that no future economic benefit from MAT credit will flow to the entity. Hence, MAT credit is not recognised in the books of account.
- 65 The books of account of Civil Circle, Patiala include completed assets of Plant & Machinery which has not been transferred to the respective P&M Divisions. Pending transfer of completed assets which relates to erstwhile PSEB period, to the concerned P&M divisions, depreciation of Rs.164.50 lacs has been charged during FY 2019-20 on all such completed assets in respect of Civil Circle Patiala has been charged to P&L account.



66 The previous year's figures have been reclassified/regrouped/merged/restated for the purpose of comparison with the current year's figures in the Balance Sheet, Statement of Profit & Loss and Notes to accounts, wherever necessary.

As per our report of even date attached

For B D Bansal & Co.

Chartered Accountants

FRN 000621N




(Kanika Mehra)

Partner

M.No. 514757

Place: Patiala

Date: 6/10/2020



For and on behalf of the Board



(Vinod Kumar Bansal)


Director/F&C



(Anurag Agarwal)

Chairman-cum-Managing

Director



(Parveen Kumar Singla)

Chief Financial Officer