

Balance Sheet As at March 31, 2018

(Amount in Rupees)

Sr. No.	Particulars	Note No.	Figures As at March 31, 2018	Figures As at March 31, 2017
I	ASSETS			
	1. Non current assets			
	(a) Property, Plant and Equipment	3	70,67,60,14,939	67,61,01,44,545
	(b) Capital work in progress	4 & 5	5,50,48,13,997	7,91,07,13,027
	(c) Financial Assets			
	(i) Others	6	2,34,62,515	3,93,90,719
	(d) Other non current assets	7	57,13,01,281	56,60,96,769
	Total (3+4 & 5+6+7)	A	76,77,55,92,732	76,12,63,45,060
	2. Current assets			
	(a) Inventories	8	17,39,32,316	17,99,12,862
	(b) Financial assets			
	(i) Trade receivables	9	3,23,15,82,737	5,84,41,18,393
	(ii) Cash and cash equivalents	10	9,42,16,531	15,28,092
	(iii) Others	11	6,10,54,774	7,13,38,767
	(c) Current tax assets (Net)	12	49,01,97,781	38,84,95,536
	(d) Other current assets	13	51,62,566	4,50,77,901
	Total (8+9+10+11+12+13)	B	4,05,61,46,705	6,53,04,71,551
	Grand Total (A+B)		80,83,17,39,437	82,65,68,16,611
II	EQUITY AND LIABILITIES			
	EQUITY			
	(a) Equity Share capital	14	6,05,88,34,650	6,05,88,34,650
	(b) Other Equity	15	22,58,92,63,461	22,54,89,51,016
	Total (14+15)	A	28,64,80,98,111	28,60,77,85,666
	LIABILITIES			
	1. Non current liabilities			
	(a) Financial liabilities			
	(i) Borrowings	16	44,89,20,81,094	43,77,24,06,016
	(b) Provisions	17	11,20,12,646	9,38,21,380
	(c) Other non current liabilities	18	31,93,52,874	1,32,90,11,276
	Total (16+17+18)	B	45,32,34,46,614	45,19,52,38,672
	2. Current liabilities			
	(a) Financial liabilities			
	(i) Borrowings	19	1,00,64,66,226	2,08,80,94,943
	(ii) Other financial liabilities (other than those specified in item (c))	20	5,36,69,02,951	6,71,50,11,127
	(b) Other current liabilities	21	5,16,68,391	4,98,82,269
	(c) Provisions	22	32,54,805	8,03,934
	Total (19+20+21+22)	C	6,42,82,92,373	8,85,37,92,273
	3. Deferred Revenue	23	43,19,02,339	-
	Total	D	43,19,02,339	-
	Grand Total (A+B+C+D)		80,83,17,39,437	82,65,68,16,611
	Significant accounting policies	2		
The accompanied Notes 1 to 60 form an integral part of these financial statements				

As per our report of even date attached
For Rajiv Goel & Associates
Chartered Accountants
FRN 011106N

(Rohit Goel)
Partner
M.No 091756
Place: Patiala
Date: 14.9.2018



For and on behalf of the Board

(Er. Ajay Kumar Kapur)
Director/Technical

(Vinod Bansal)
Chief Financial Officer

(A. Venu Prasad)
Chairman-cum-Managing
Director

(Jasvir Singh)
Company Secretary

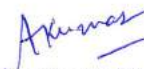
Sr. No.	Particulars	Note No.	For the year ended March 31, 2018	For the year ended March 31, 2017
I	Income			
	(a) Revenue from operations	24	11,82,46,31,275	12,43,15,78,564
	(b) Other income	25	1,32,42,63,278	32,00,51,852
	Total Income	A	13,14,88,94,553	12,75,16,30,416
II	Expenses			
	(a) Employee benefits expense	26	4,72,17,15,462	4,41,96,13,860
	(b) Finance costs	27	5,04,30,31,803	5,07,39,96,198
	(c) Depreciation, amortization & impairment expenses	28	2,68,83,95,390	2,61,37,43,093
	(d) Other expenses			
	(i) Repairs & maintenance	29	22,80,86,245	26,05,78,274
	(ii) Administration & General expenses	30	27,96,80,610	17,97,90,283
	(iii) ULDC charges	31	10,73,29,588	9,93,22,430
	(iv) Others expenses/debits	32	3,06,53,250	4,32,56,278
	Total expenses	B	13,09,88,92,348	12,69,03,00,416
III	Profit/(Loss) before tax (A-B)	C	5,00,02,205	6,13,30,000
	Tax expense			
	(i) Current tax	33	-	1,02,63,800
	(ii) Adjustment of tax relating to earlier year		-	16,76,401
	Total Tax Expense	D	-	1,19,40,201
IV	Profit/(Loss) for the period (C-D)	E	5,00,02,205	4,93,89,799
V	Other Comprehensive Income			
	(a) Items that will not be reclassified to profit or loss			
	-Actuarial Gain/(Loss) on Gratuity	34	(96,89,760)	(15,90,832)
	Other Comprehensive Income	F	(96,89,760)	(15,90,832)
VI	Total Comprehensive Income for the period (E + F)		4,03,12,445	4,77,98,967
	Earnings per equity share			
	Basic & Diluted	48	0.08	0.08

As per our report of even date attached
For Rajiv Goel & Associates
Chartered Accountants
FRN 011106N


(Rohit Goel)
Partner
M.No 091756
Place: Patiala
Date: 14.9.2018



For and on behalf of the Board


(Er. Ajay Kumar Kapur)
Director/ Technical


(Vinod Bansal)
Chief Financial Officer


(A. Venu Prasad)
Chairman-cum-Managing
Director


(Jasvir Singh)
Company Secretary

Cash Flow Statement for the period ended March 31, 2018

(Amount in Rupees)

Sr. No.	PARTICULARS	For the year ended March 31, 2018		For the year ended March 31, 2017	
(A)	Cash Flow from Operating Activities				
	Net Profit/(Loss) before tax		5,00,02,205		6,13,30,000
	Adjustment for:				
i	Income from sale of fixed assets	(99,35,983)		(50,26,874)	
ii	Provision withdrawn on unserviceable/obsolete items - capital	(6,17,12,774)		(68,49,529)	
iii	Provision withdrawn on unserviceable/obsolete items - O&M	(41,15,662)		(16,79,069)	
iv	Provision for losses under investigation	3,04,71,102		-	
v	Provision utilized on difference in value of stock & store	(1,66,55,828)		-	
vi	Provision for unserviceable & obsolete items - capital	-		2,65,70,432	
vii	Finance cost	5,04,30,31,803		5,07,39,96,198	
viii	Depreciation, Amortization & Impairment Expenses	2,68,83,95,390	7,66,94,78,048	2,61,37,43,093	7,70,07,54,251
	Operating Profit/(Loss) before working capital changes		7,71,94,80,253		7,76,20,84,251
	Adjustment for working capital changes:				
	(Increase)/Decrease in:				
i	Trade receivables	2,61,25,35,656		(2,03,33,51,356)	
ii	Inventories	2,67,52,036		3,69,16,385	
iii	Other non current financial assets (excluding provision)	(1,45,42,898)		(2,35,765)	
iv	Other non current assets	(52,04,512)		2,01,42,910	
v	Other current financial assets	1,02,83,993		(1,18,38,952)	
vi	Other current assets	3,99,15,335		(4,23,14,036)	
	Increase/(Decrease) in				
vii	Non current provisions (including OCI)	85,01,506		4,53,94,228	
viii	Current provisions	24,50,871		2,74,774	
ix	Other non current liabilities	(1,00,96,58,402)		13,41,13,705	
x	Other current financial liabilities (excluding interest accrued & borrowings)	(61,14,64,186)		(14,76,13,398)	
xi	Other current liabilities	17,86,122		(2,58,03,089)	
	Net working capital change		1,06,13,55,521		(2,02,43,14,594)
	Cash generated from operations		8,78,08,35,774		5,73,77,69,657
	Income tax (paid)/TDS/Refund (Net)		(10,17,02,245)		(3,35,02,302)
	Net Cash from operating activities		8,67,91,33,529		5,70,42,67,355
(B)	Cash Flow from investing activities				
i	(Increase)/Decrease in:				
a	PPE and intangible assets (Net carrying amount + Depreciation)	(5,77,79,08,074)		(4,94,40,14,782)	
b	Capital work in progress including capital stores(excluding provisions)	2,46,76,11,804		79,27,48,508	
ii	Income on sale of fixed assets	99,35,983		50,26,874	
	Net Cash used in investing activities		(3,30,03,60,287)		(4,14,62,39,400)
(C)	Cash Flow from financing activities				
i	Finance cost paid after adjustment of interest accrued	(5,01,19,09,918)		(5,01,84,34,424)	
ii	Proceeds from long term borrowings (including current maturities)	10,12,94,50,056		9,39,13,75,798	
iii	Repayments from long term borrowings (including current maturities)	(9,77,75,40,853)		(5,48,63,03,063)	
iv	Proceeds from short term borrowings	1,00,00,00,000		1,00,00,00,000	
v	Repayments from short term borrowings	(2,08,16,28,717)		(1,45,01,71,168)	
vi	Consumer contribution for creating fixed assets	45,55,44,629		-	
	Net Cash from financing activities		(5,28,60,84,803)		(1,56,35,32,857)
(D)	Net Increase/(Decrease) in cash and cash equivalents (A+B+C)		9,26,88,439		(55,04,902)
(E)	Cash and cash equivalents at the beginning of the year		15,28,092		70,32,994
(F)	Cash and cash equivalents at the end of the year (Refer Note No.10)		9,42,16,531		15,28,092

As per our report of even date attached
For Rajiv Goel & Associates
Chartered Accountants
FRN 011106N

(Rohit Goel)
Partner
M.No 091756
Place: Patiala
Date: 14.9.2018



For and on behalf of the Board

(Er. Ajay Kumar Kapur)
Director/Technical

(Vinod Bansal)
Chief Financial Officer

(A. Venu Prasad)
Chairman-cum-Managing
Director

(Jasvir Singh)
Company Secretary



PUNJAB STATE TRANSMISSION CORPORATION LIMITED

Statement of Changes in Equity for the period ended March 31, 2018

A. Equity Share Capital

Balance as at March 31, 2017	6,05,88,34,650
Changes in equity share capital during the year	-
Balance as at March 31, 2018	6,05,88,34,650

B. Other Equity

(Amount in Rupees)


Particulars	Reserves & Surplus			Total
	General Reserve	Capital Reserve	Retained Earnings (Surplus Account)	
Balance at the end of reporting period March 31, 2017	2,00,05,121	18,62,10,78,408	3,90,78,67,487	22,54,89,51,016
Profit during the year	-	-	5,00,02,205	5,00,02,205
Other comprehensive income	-	-	(96,89,760)	(96,89,760)
Total Comprehensive income			4,03,12,445	4,03,12,445
Balance at the end of the reporting period March 31, 2018	2,00,05,121	18,62,10,78,408	3,94,81,79,932	22,58,92,63,461

As per our report of even date attached
For Rajiv Goel & Associates
Chartered Accountants
FRN 011106N


For and on behalf of the Board

(Rohit Goel)
Partner
M.No 091756
Place: Patiala
Date: 14.9.2018




(Er. Ajay Kumar Kapur)
Director/Technical


(Vinod Bansal)
Chief Financial Officer


(A. Venu Prasad)
Chairman-cum-Managing
Director


(Jasvir Singh)
Company Secretary



PUNJAB STATE TRANSMISSION CORPORATION LIMITED NOTES FORMING PART OF THE FINANCIAL STATEMENT

1 General Information

- Punjab State Transmission Corporation Limited (PSTCL) was incorporated on April 16, 2010 under the Companies Act, 1956. The Certificate of commencement of Business was received on the same date from Registrar of Companies, Chandigarh.
- The Government of Punjab restructured the Punjab State Electricity Board under the provisions of the Electricity Act, 2003. In exercise of Powers conferred by Section 131, 132 and 133 of the Act, the Government of Punjab made a Scheme called the Punjab Power Sector Reforms Transfer Scheme, 2010 (Transfer Scheme) vide Notification dated April 16, 2010 which inter alia provided for transfer of functions, undertakings assets, properties, rights, liabilities, obligations, proceedings and personnel of Punjab State Electricity Board. The Scheme was subsequently amended by State Government by making a Scheme called the Punjab Power Sector Reforms Transfer (First Amendment) Scheme, 2012 which was notified on December 24, 2012.
- In exercise of the powers conferred by sub clause 4 of clause 5 of the Transfer Scheme read with Section 131, 132 & 133 of the Act, the Government of Punjab transferred and vested the transmission undertaking with Punjab State Transmission Corporation Limited by way of Notifications No. 1/4/04-EB/PR/620 & 632 dated December 24, 2012 by vesting the transmission undertaking aggregate value of assets & liabilities of Rs. 4,114.28 crores as on April 16, 2010 and from the said date, Company is carrying on the business of transmission of electricity in the State of Punjab and discharging the functions of State Load Dispatch Centre.

2 Significant Accounting Policies

2.1 Basis of preparation of Financial Statements

i) Statement of Compliance

- The financial statements are prepared in accordance with Indian Accounting Standards (Ind AS) as notified by Ministry of Corporate Affairs, under the provisions of the Companies Act, 2013 ('Act') (to the extent notified), applicable provisions of the Companies Act, 1956 and the provisions of the Electricity Act, 2003 to the extent applicable. The Ind AS are prescribed under Section 133 of the Act read with Rule 3 of the Companies (Indian Accounting Standards) Rules, 2015 and Companies (Indian Accounting Standards) Amendment Rules, 2016.
- The Company has adopted Ind AS standards and the adoption was carried out in accordance with Ind AS 101 First time adoption of Indian Accounting Standards. For all the periods up to and including 31 March 2016, the





PUNJAB STATE TRANSMISSION CORPORATION LIMITED
NOTES FORMING PART OF THE FINANCIAL STATEMENT

Company prepared its financial statements in accordance with Generally Accepted Accounting Principles (GAAP) in India, accounting standards specified under Section 133 of the Companies Act, 2013 (to the extent notified and applicable) read with Companies (Accounting Standards) Rules, 2006 (as amended), applicable provisions of the Companies Act, 1956, and the provisions of the Electricity Act, 2003 to the extent applicable. The Company followed the provisions of Ind AS 101 in preparing its opening Ind AS Balance Sheet as of the date of transition, viz. 1 April 2015.

- Accounting policies have been consistently applied except where a newly issued accounting standard is initially adopted or a revision to an existing accounting standard requires a change in the accounting policy hitherto in use.

ii) Basis of Measurement

- The financial statements are prepared on the accrual basis of accounting under historical cost convention except for certain financial instruments (referred in Note 2.23 of Accounting policy) which are measured at fair values.

iii) Use of estimates and judgment

- The preparation of financial statements is in conformity with Ind AS which requires the management to make judgments, estimates and assumptions that affect the reported amounts of revenues, expenses, assets and liabilities and the accompanying disclosure/s, at the end of the reporting period. The estimates are based on the management's best knowledge of current events and actions, uncertainty about these assumptions and estimates could result in the outcomes requiring a material adjustment to the carrying amounts of assets or liabilities in future periods.

iv) Functional and presentation currency

- These financial statements are presented in Indian rupees, the national currency of India, which is the functional currency of the Company.

2.2 Property, Plant and Equipment (PPE)

- The Company has adopted the cost model of recognition under Ind AS 16 to measure the Property, Plant and Equipment. Consequently, all Property, Plant and Equipment are carried at its cost less accumulated depreciation and accumulated impairment losses, if any.
- The cost of an item of Property, Plant and Equipment comprises its purchase price, including import duties and non-refundable taxes, after deducting trade discounts and rebates, any directly attributable expenditure to bring



the Property, Plant and Equipment to the location and making it ready for its intended use.

- Property, Plant and Equipment acquired as replacement of the existing assets/ component are capitalized and its corresponding replaced assets/ component removed/ retired from active use are derecognized.
- Spares parts procured along with the Plant & Machinery or subsequently which meets the recognition criteria of Property, Plant and Equipment are capitalized and added in the carrying amount of such item. The carrying amount of spare parts that are replaced is derecognized when no future economic benefits are expected from their use or upon disposal. Other machinery spares are treated as "stores & spares" forming part of the inventory.
- Stand-by equipment are recognised in accordance with Ind AS 16 when they meet the definition of Property, Plant and Equipment. Otherwise, such items are classified as inventory.
- Gains or losses arising from derecognition of an item of Property, Plant and Equipment is measured as the difference between the net disposal proceeds and the carrying amount of the asset and is recognized in the statement of profit and loss when the asset is derecognized.
- In case of Property, Plant and Equipment 100% funded by consumer contribution, amount equal to the annual depreciation on such Property, Plant and Equipment has been transferred from deferred income to depreciation.
- In case of Property, Plant and Equipment part funded by consumer contribution, proportionate amount of the annual depreciation has been transferred from deferred income to depreciation and balance depreciation is transferred to Profit & Loss Account.
- In respect of supply-cum-erection contracts, the value of supplies received at site and accepted is treated as Capital Work-in-progress.
- Claims for price variation/exchange rate variation in case of contracts are accounted for on acceptance of claims.

2.3 Capital work in progress

- Projects under which the Property, Plant and Equipment are not yet ready for their intended use are carried at cost, comprising direct costs, related incidental expenses and attributable interest.





PUNJAB STATE TRANSMISSION CORPORATION LIMITED
NOTES FORMING PART OF THE FINANCIAL STATEMENT

- All expenditure relating to Capital works of Transmission System Organization are allocated to the capital projects on pro rata basis.

2.4 Capital Stores

- Materials purchased for capital projects are classified as Capital stores and these are valued at cost.

2.5 Depreciation and Amortization

- In line with Part B of Schedule II to Companies Act 2013, with effect from April 01, 2017, depreciation is provided as per PSERC (Terms & Conditions for determination of Generation, Transmission, Wheeling and Retail supply Tariff) Regulations, 2014 as amended from time to time. In accordance with PSERC Regulations depreciation has been provided on the straight line method over the useful life of the asset at the rates of depreciation specified in Appendix II of the Central Electricity Regulatory Commission (Terms & Conditions of Tariff) Regulations, 2014 as amended from time to time.
- The tangible Property, Plant and Equipment are depreciated up to 90% of the original cost after taking 10% as residual value of Property, Plant and Equipment.
Provided that the remaining depreciable value as on 31st March of the year closing after a period of 12 years from date of commercial operation/put in use of the asset shall be spread over the balance useful life of the assets as per PSERC Regulations 2014 as amended from time to time.
- Temporary erections are depreciated fully (100%) in the year of acquisitions/capitalization by taking the written down value as INR 1/- for control purpose.
- Intangible assets viz computer software and other tangible assets for which useful life is not determined by CERC/PSERC, are amortised/depreciated on straight line method at rates specified in Appendix II of Central Electricity Regulatory Commission (Terms & Conditions of Tariff) Regulations, 2014 as amended from time to time till PSERC notifies the same.
- Depreciation on additions to/deductions from Property, Plant and Equipment during the year is charged on pro-rata basis from the month of such addition or as the case may be up to the month in which such Property, Plant and Equipment is sold, discarded, demolished or destroyed.
- Property, Plant and Equipment costing up to Rs. 5,000/- each are fully depreciated in the year of acquisition except where specific classification has been prescribed for the purpose of depreciation under the classification





PUNJAB STATE TRANSMISSION CORPORATION LIMITED
NOTES FORMING PART OF THE FINANCIAL STATEMENT

Furniture & Fixtures and Office Equipment.

- Leasehold assets are amortized over the period of lease, including the optional period of lease, as per the terms of the lease agreements.

2.6 Government Grant / Assistance

- The Company may receive government grants/subsidy that require compliance with certain conditions related to the Company's operating activities or are provided to the Company by way of financial assistance on the basis of certain qualifying criteria.
- Government grants/subsidy are recognised when there is reasonable assurance that the grant will be received and the Company will be able to comply with the conditions attached to them. These grants/subsidy are classified as grants relating to assets or revenue based on the nature of the grant.
- Government grants/subsidy with a condition to purchase, construct or otherwise acquire long term assets are initially recognised as deferred income. Once recognised as deferred income, such grants are recognised in the statement of profit and loss on a systematic basis over the useful life of the asset. Changes in estimates are recognised prospectively over the remaining life of the assets.
- Grant in the form of revenue grant/subsidy are deferred and recognised in the statement of profit and loss over the period that the related costs, for which it is intended to compensate, are expensed.

2.7 Impairment

- If the recoverable amount of an asset (or cash-generating unit) is estimated to be less than its carrying amount, the carrying amount of the asset (or cash-generating unit) is reduced to its recoverable amount. An impairment loss is recognized immediately in statement of profit and loss, unless the relevant asset is carried at a revalue amount, in which case the impairment loss is treated as a revaluation decrease.
- Recoverable amount is the higher of fair value less costs of disposal or value in use. In assessing value in use, the estimated future cash flows are discounted to their present value using a pre-tax discount rate that reflects current market assessments of the time value of money and the risks specific to the asset for which the estimates of future cash flows have not been adjusted.



- At the end of each reporting period, the company reviews the carrying amounts of its tangible, intangible assets to determine whether there is any indication that those assets have suffered an impairment loss. If any such indication exists, the recoverable amount of the asset is estimated in order to determine the extent of the impairment loss (if any).

2.8 Leases

- Lease is classified as a finance lease if it transfers substantially all the risks and rewards incidental to ownership. A lease is classified as an operating lease if it does not transfer substantially all the risks and rewards incidental to ownership.

As a lessee

- Finance leases are capitalized at the lease's inception date at the fair value of the leased property or, if lower, at the present value of the minimum lease payments. The corresponding rental obligations, net of finance charges, are included in borrowings or other financial liabilities as appropriate. Each lease payment is allocated between the liability and finance cost. The finance cost is charged to the profit or loss over the lease period so as to produce a constant periodic rate of interest on the remaining balance of the liability for each period.
- Operating lease payments are charged to the profit or loss on a straight-line basis over the lease term.

As a lessor

- Lease income from operating leases is recognized in income on a straight-line basis over the lease term of relevant lease.

2.9 Borrowing costs

- Borrowing cost includes interest and amortization of ancillary costs incurred in connection with the arrangement of borrowings.
- General and specific borrowing costs directly attributable to the acquisition, construction or production of qualifying asset are capitalized as part of the cost of the respective asset.
- A qualifying asset is an asset that necessarily takes a substantial period of time to get ready for its intended use or sale.



PUNJAB STATE TRANSMISSION CORPORATION LIMITED NOTES FORMING PART OF THE FINANCIAL STATEMENT

- Investment income earned on the temporary investment of specific borrowings pending their expenditure on qualifying assets is deducted from the borrowing costs eligible for capitalisation.
- To the extent that an entity borrows funds generally and uses them for the purpose of obtaining a qualifying asset, the entity shall determine the amount of borrowing costs eligible for capitalisation by applying a capitalisation rate to the expenditures on that asset. The borrowing cost is capitalized on the basis of weighted average formula as under:-
 - a) Average of total opening and closing balance of CWIP
 - b) Average of opening and closing outstanding loans for capital works
 - c) Interest paid and provided for the year on loans for capital works
 - d) Capitalization of borrowing cost = $c \times a / b$.

Other borrowing costs are expensed in the period in which they are incurred.

2.10 Inventories

- Inventories are valued at lower of cost determined on weighted average basis or net realizable value.
- The cost of inventories comprise of all costs of purchase, costs of conversion and other costs incurred in bringing the inventories to their present location and condition.
- The costs of purchase consist of the purchase price including duties and taxes (other than those subsequently recoverable by the enterprise from the taxing authorities), freight inwards and other expenditure directly attributable to the acquisition.
- The diminution in the value of obsolete, unserviceable and surplus stores and spares is ascertained on review and provided for.

2.11 Cash and cash equivalents

- Cash comprises cash on hand and demand deposits with banks. Cash equivalents are short-term balances (with an original maturity of three months or less from the date of acquisition), highly liquid investments that are readily convertible into known amounts of cash and which are subject to insignificant risk of changes in value.

2.12 Revenue recognition

- Transmission income is accounted for as and when accrued on the basis of tariff orders notified by Punjab State Electricity Regulatory Commission.





PUNJAB STATE TRANSMISSION CORPORATION LIMITED NOTES FORMING PART OF THE FINANCIAL STATEMENT

- Income from open access consumers is accounted for on the basis of Regulations read with the Tariff Orders notified by Punjab State Electricity Regulatory Commission.
- Income from natural interstate lines is accounted for on actual receipt basis.
- Other income is recognized on accrual basis except when ultimate realisation of such income is uncertain.
- Late payment surcharges, liquidated damages/warranty claims and Interest on advances to suppliers are accounted for on actual receipt basis.
- Value of waste and scrap is accounted for as and when sold.
- Revenue is measured at fair value of the consideration received or receivable.

Interest Income

- Interest income is recognised on a time proportion basis, by reference to the principal outstanding and the rate applicable, using the effective interest rate method (EIR).
- Interest income accrued on staff loans and advances are provided on accrual basis. Interest is recovered after recovery of principal amount.

2.13 Expense

- All expenses are accounted for on accrual basis except leave travel concessions, medical reimbursements, TA/DA claims, dearness allowance and arrears of salary which are accounted for on payment basis in the year these are paid.

2.14 Employee Benefits

- Employees working in PSTCL on deputation / secondment from PSPCL either are covered under the Pension Scheme or NPS Scheme.
- Pursuant to the Punjab Power Sector Reforms Transfer (First Amendment) Scheme 2012, there shall be common Employee Benefit Trusts for Pension, Gratuity and Leave Encashment for both PSTCL and PSPCL which shall be





PUNJAB STATE TRANSMISSION CORPORATION LIMITED
NOTES FORMING PART OF THE FINANCIAL STATEMENT

progressively funded by PSPCL & PSTCL respectively, as decided by Punjab State Electricity Regulatory Commission, in the ratio of 88.64 : 11.36 over a period of 15 Financial Years commencing from 1st April, 2014. The terminal benefits liability accruing during the period of progressive funding, and thereafter, shall be shared in the same ratio by the both corporations. The actual amount of pension, gratuity and leave encashment paid/to be paid on and with effect from 16th April, 2010 to 31st March, 2014 shall be shared by the PSPCL and PSTCL, in the ratio of 88.64 : 11.36 on yearly basis.

- Provisions towards Gratuity and Leave Encashment in respect of employees recruited by the company are made based on actuarial valuation using the projected unit credit method.
- Re-measurement, comprising actuarial gains and losses, are recognised in the period in which they occur, directly in other comprehensive income. Remeasurement gains and losses are included in retained earnings in the statement of changes in equity and in the balance sheet.
- Short term employee benefits obligations are measured on an undiscounted basis and are expenses as the related services provided. A liability is recognized for the amount expected to be paid under short-term employee benefits if the company has a present legal or constructive obligation to pay this amount as a result of past service provided by the employee and the obligation can be estimated reliably.

2.15 Income taxes

- Income tax expense for the year represents the sum of the current tax and deferred tax.
- Current tax is the expected tax payable/receivable on the taxable income/loss for the year calculated using tax rates that have been enacted or substantively enacted by the end of the reporting period.
- Deferred tax is recognised in respect of temporary differences between the carrying amounts of assets and liabilities in the financial statements and the corresponding amounts used for taxation purpose.
- Deferred tax liabilities are generally recognized for all taxable temporary differences.
- Deferred tax assets are generally recognized only to the extent that it is probable that future taxable profits will be available against which the assets can be utilized. The carrying amount of deferred tax assets is reviewed at the end of each reporting period and reduced to the extent that it is no longer





PUNJAB STATE TRANSMISSION CORPORATION LIMITED
NOTES FORMING PART OF THE FINANCIAL STATEMENT

probable that the related tax benefit will be realized.

- Deferred tax recovery adjustment account is credited/ debited to the extent tax expenses is chargeable from the beneficiaries in future years on actual payment basis.
- Current and deferred tax are recognized in profit or loss, except when they relate to items that are recognized in other comprehensive income or directly in equity, in which case, the current and deferred tax are also recognized in other comprehensive income or directly in equity respectively.

2.16 Earnings per Share

- The earnings considered in ascertaining the Company's EPS comprises of the net profit / loss after tax. Basic earnings per equity share is computed by dividing net profit / loss after tax by the weighted average number of equity shares outstanding during the year.
- Diluted earnings per equity share is computed using the weighted average number of equity shares and dilutive potential equity shares outstanding during the year. The number of equity shares and potentially dilutive equity shares are adjusted for share splits / reverse share splits and bonus shares, as appropriate.

2.17 Provisions

- A provision is recognized when the company has a present obligation (Legal or Constructive) as a result of past event and it is probable that an outflow of resources will be required to settle the obligation in respect of which a reliable estimate can be made.

2.18 Contingent liabilities

- Contingent liabilities are not recognized but disclosed in Notes when the company has possible obligation due to past events and existence of the obligation depends upon occurrence or non-occurrence of future events not wholly within the control of the company.
- Contingent liabilities are assessed continuously to determine whether outflow of economic resources have become probable. If the outflow becomes probable then relative provision is recognized in the financial statements.



2.19 Contingent Assets

- Contingent Assets are not recognized but disclosed in Notes which usually arise from unplanned or other unexpected events that give rise to the possibility of an inflow of economic benefits.
- Contingent assets are assessed continuously to determine whether inflow of economic benefits becomes virtually certain, then such assets and the relative income will be recognised in the financial statements

2.20 Segment Reporting

- Operating segments are reported in a manner consistent with the internal reporting provided to the chief operating decision maker. The Chairman cum Managing Director (CMD) of the Company has been identified as the Chief Operating Decision Maker (CODM) as defined by Ind AS-108, "Operating Segments."
- The Company is primarily engaged in single segment business of transmission of Power and State load distribution center functions. There is no reportable primary segment identification in accordance with the Ind AS-108.

2.21 Prior Period

- Material Prior period(s) errors are corrected retrospectively by restating the comparative amounts for the prior periods to the extent practicable along with change in basic and diluted earnings per share. However, if the error relates to a period prior to the comparative period, opening balances of the assets, liabilities and equity of the comparative period presented are restated.

2.22 Insurance claims

- Insurance claims are accounted for on the basis of claims admitted / expected to be admitted and to the extent that the amount recoverable can be measured reliably and it is reasonable to expect ultimate collection.

2.23 Financial instruments

Financial assets:

Financial assets are recognised when the Company becomes a party to the contractual provisions of the instrument and are initially recognised at fair value and directly attributable transaction costs towards acquisition or issue of the financial asset are added to or deducted from the fair value on initial recognition except for financial assets which are recognised at fair value





PUNJAB STATE TRANSMISSION CORPORATION LIMITED
NOTES FORMING PART OF THE FINANCIAL STATEMENT

through profit and loss.

Financial assets are classified as those measured at:

- amortised cost, where the financial assets are held solely for collection of cash flows arising from payments of principal and/or interest
- fair value through other comprehensive income (FVTOCI), where the financial assets are held not only for collection of cash flows arising from payments of principal and/or interest but also from the sale of such assets. Such assets are subsequently measured at FVOCI.
- fair value through profit or loss (FVTPL), where the financial assets are not classified either at amortised cost or FVTOCI.

Financial assets include trade receivables, advances, security deposits, cash and cash equivalents etc and are classified for measurement at amortised cost.

Management determines the classification of an asset at initial recognition depending on the purpose for which the assets were acquired.

- **Impairment:**

The Company at each reporting date tests a financial asset or a group of financial assets (other than financial assets held at fair value through profit or loss) for impairment based on evidence or information that is available without undue cost or effort. Expected credit losses are assessed and impairment loss recognised if the credit risk of the financial asset is significantly increased.

The impairment losses and reversals are recognised in statement of profit and loss.

- **Derecognition:**

Financial assets are derecognized when the contractual right to receive cash flows from the financial assets expires, or transfers the contractual rights to receive the cash flows from the asset.

Financial liabilities:

Borrowings, trade payables or other financial liabilities are initially recognised at the value of the respective contractual obligations. They are subsequently measured at amortised cost using the effective interest rate method.





PUNJAB STATE TRANSMISSION CORPORATION LIMITED
NOTES FORMING PART OF THE FINANCIAL STATEMENT

- **Derecognition:**

A financial liability is derecognized when the obligation under the liability is discharged or cancelled or expires. When an existing financial liability is replaced by another from the same lender on substantially different terms, or the terms of an existing liability are substantially modified, such an exchange or modification is treated as the derecognition of the original liability and the recognition of a new liability. The difference in the respective carrying amounts is recognized in the statement of profit or loss.

Offsetting financial instruments:

Financial assets and liabilities are offset and the net amount is included in the Balance Sheet where there is a legally enforceable right to offset the recognised amounts and there is an intention to settle on a net basis or realize the asset and settle the liability simultaneously.



Note 3: Property, Plant and Equipment for the year ended March 31, 2018

(Amount in Rupees)

Sr. No.	Particulars	Account Code	Gross Block				Accumulated Depreciation & Impairment					Net Block	
			Gross carrying value as at March 31, 2017	Additions	Assets sold/ disposed off	Gross carrying value as at March 31, 2018 (4+5-6)	Accumulated depreciation and Impairment as at March 31, 2017	Additions	Depreciation of assets sold/ disposed off	Impairment during the year (GH - 16.755)	Accumulated depreciation and Impairment as at March 31, 2018 (8+9+11-10)	Net Carrying value as at March 31, 2018 (7-12)	Net Carrying value as at March 31, 2017 (4-8)
1	2	3	4	5	6	7	8	9	10	11	12	13	14
1	Land and land rights	10.1	29,26,88,26,396	-	19,39,401	29,26,68,86,995	-	-	-	-	-	29,26,68,86,995	29,26,88,26,396
2	Buildings	10.2	1,75,62,08,355	33,86,92,795	-	2,09,49,01,150	73,80,45,373	4,92,48,019	-	-	78,72,93,392	1,30,76,07,758	1,01,81,62,982
3	Other civil works	10.4	3,79,83,060	85,26,960	-	4,65,10,020	1,10,77,375	14,03,691	-	-	1,24,81,066	3,40,28,954	2,69,05,685
4	Plant and Machinery	10.5	30,57,09,70,687	3,71,90,56,166	7,500	34,29,00,19,353	12,67,58,51,424	1,25,39,83,622	913	-	13,92,98,34,133	20,36,01,85,220	17,89,51,19,263
5	Line and cable net works	10.6	27,18,70,01,975	1,54,83,87,778	-	28,73,53,89,753	7,92,92,99,208	1,28,93,05,856	-	-	9,21,86,05,064	19,51,67,84,689	19,25,77,02,767
6	Vehicles	10.7	7,42,20,106	86,59,835	9,87,379	8,18,92,562	6,16,40,251	2,54,249	8,88,642	-	6,10,05,858	2,08,86,704	1,25,79,855
7	Furniture and fixture	10.8	3,99,46,016	37,77,246	1,25,965	4,35,97,297	1,76,98,941	23,78,995	47,910	-	2,00,30,026	2,35,67,271	2,22,47,075
8	Office Equipment	10.9	6,79,22,804	14,79,068	4,42,214	6,89,59,658	4,43,31,860	79,57,252	1,80,105	-	5,21,09,007	1,68,50,651	2,35,90,944
	Total (A)		89,00,30,79,399	5,62,85,79,848	35,02,459	94,62,81,56,788	21,47,79,44,432	2,60,45,31,684	11,17,570	-	24,08,13,58,546	70,54,67,98,242	67,52,51,34,967
9	Assets not in use - Idle/ repairable	16.511/ 16.521	15,76,32,928	1,40,20,817	-	17,16,53,745	10,05,36,864	(74,73,356)	-	-	9,30,63,508	7,85,90,237	5,70,96,064
10	Assets not in use - Damaged/ unrepairable	16.511/ 16.521	15,33,37,319	14,04,52,359	26,87,724	29,11,01,954	12,54,23,805	8,16,24,541	24,18,952	3,58,46,100	24,04,75,494	5,06,26,460	2,79,13,514
	Total (B)		31,09,70,247	15,44,73,176	26,87,724	46,27,55,699	22,59,60,669	7,41,51,185	24,18,952	3,58,46,100	33,35,39,002	12,92,16,697	8,50,09,578
	Gross Total (A + B)		89,31,40,49,646	5,78,30,53,024	61,90,183	95,09,09,12,487	21,70,39,05,101	2,67,86,82,869	35,36,522	3,58,46,100	24,41,48,97,548	70,67,60,14,939	67,61,01,44,545

Property, Plant and Equipment for the year ended March 31, 2017

Sr. No.	Particulars	Account Code	Gross Block				Accumulated Depreciation & Impairment					Net Block		
			Gross carrying value as at March 31, 2016	Additions	Assets sold/ disposed off	Gross carrying value as at March 31, 2017	Accumulated depreciation and Impairment as at March 31, 2016	Additions	Depreciation of assets sold/ disposed off	Less: Ind AS Adjustments (Prior period of transition date)	Less: Ind AS Adjustments (Prior period of 2015-16)	Impairment during the year (GH - 16.755)	Accumulated depreciation and Impairment as at March 31, 2017	Net Carrying value as at March 31, 2017
1	Land and land rights	10.1	29,26,88,26,396	-	-	29,26,88,26,396	-	-	-	-	-	-	29,26,88,26,396	29,26,88,26,396
2	Buildings	10.2	1,54,70,85,819	20,91,22,536	-	1,75,62,08,355	69,59,16,824	4,43,98,759	4,95,575	17,74,635	-	73,80,45,373	1,01,81,62,982	85,11,68,995
3	Other civil works	10.4	2,97,54,101	82,28,959	-	3,79,83,060	97,87,377	14,49,391	869	1,58,524	-	1,10,77,375	1,99,66,724	1,99,66,724
4	Plant and Machinery	10.5	28,34,82,54,386	2,24,73,40,236	2,46,23,935	30,57,09,70,687	11,31,93,13,193	1,41,29,86,456	1,00,13,174	2,10,12,606	2,54,22,445	12,67,58,51,424	17,89,51,19,263	17,02,89,41,193
5	Line and cable net works	10.6	24,62,23,89,311	2,56,46,12,664	-	27,18,70,01,975	6,70,69,35,941	1,25,23,85,468	-	1,84,61,928	1,15,60,273	7,92,92,99,208	19,25,77,02,767	17,91,54,53,370
6	Vehicles	10.7	7,82,23,630	(40,03,524)	-	7,42,20,106	6,39,52,047	(23,11,796)	-	-	-	6,16,40,251	1,25,79,855	1,42,71,583
7	Furniture and fixture	10.8	3,64,67,671	34,78,345	-	3,99,46,016	1,56,08,021	22,30,609	-	53,507	86,182	1,76,98,941	2,22,47,075	2,08,59,650
8	Office Equipment	10.9	6,77,10,984	2,11,820	-	6,79,22,804	3,47,61,838	95,62,995	-	(7,027)	-	4,43,31,860	2,35,90,944	3,29,49,146
	Total (A)		83,99,87,12,298	5,02,89,91,036	2,46,23,935	89,00,30,79,399	18,84,62,75,241	2,72,07,01,882	1,00,13,174	4,00,24,485	3,89,95,032	21,47,79,44,432	67,52,51,34,967	65,15,24,37,057
9	Assets not in use - Idle/ repairable	16.511/ 16.521	22,09,85,523	(6,33,52,595)	-	15,76,32,928	12,92,04,025	(2,86,67,161)	-	-	-	10,05,36,864	5,70,96,064	9,17,81,498
10	Assets not in use - Damaged/ unrepairable	16.511/ 16.521	21,23,16,549	40,03,524	6,29,82,754	15,33,37,319	17,66,62,248	36,03,172	4,60,87,113	-	-	(87,54,502)	2,79,13,514	3,56,54,301
	Total (B)		43,33,02,072	(5,93,49,071)	6,29,82,754	31,09,70,247	30,58,66,273	(2,50,63,989)	4,60,87,113	-	-	(87,54,502)	8,50,09,578	12,74,35,799
	Gross Total (A + B)		84,43,20,14,370	4,96,96,41,965	8,76,06,689	89,31,40,49,646	19,15,21,41,514	2,69,56,37,893	5,61,00,287	4,00,24,485	3,89,95,032	(87,54,502)	70,67,60,14,939	65,27,98,72,856

Om



Note 3.1

- i Land and land rights include the land for which title deeds are not in the name of Company, but the ownership of which accrues to PSTCL by operation of law through Transfer scheme notified by Punjab Government on 24.12.2012. Further, all these lands are in peaceful possession of PSTCL and investment has already been made on such lands for creation of assets which are owned by PSTCL. But the title deeds of land vested with PSTCL are available with PSPCL (Title deeds are with the Estate office of erstwhile PSEB is functioning under PSPCL). The company has details/deeds in respect of land procured after 16.04.2010.
- ii The accounting units of the Company are maintaining Fixed Asset Registers. The Fixed Asset Register categorywise, locationwise and valuewise has also been prepared at Corporate Level. However, the preparation of quantitative detail of each assets with value is under progress.
- iii Physical verification of the Fixed Assets have been carried out at the accounting unit level as on 31.03.2018 and no discrepancies have been reported.
- iv Details of assets sold/disposed off during FY 2017-18 is as under:

Sr. No.	Particulars	Gross Value	Acc. Depre.	Net Carrying Value
	Assets sold during the year	61,90,183	35,36,522	26,53,661
	Total	61,90,183	35,36,522	26,53,661

- v Details of Net Addition of PPE - Addition/transferred/sold during FY 2017-18 is as under:

Sr. No.	Particulars	Gross carrying value	Accumulated Depreciation + Impairment	Net Carrying Value	
A Fixed Assets - In use					
1	Opening balance as on 01.04.2017		89,00,30,79,399	21,47,79,44,432	67,52,51,34,967
2	Addition made during the year	5,78,30,53,024		2,67,86,82,869	3,10,43,70,155
3	Transfer from Assets not in use	9,93,25,732		5,23,65,332	4,69,60,400
4	Transfer to Assets not in use	(25,37,98,908)		(12,65,16,517)	(12,72,82,391)
5	Net Addition in fixed assets in use		5,62,85,79,848	2,60,45,31,684	3,02,40,48,164
6	Assets sold/ disposed off during the year		(35,02,459)	(11,17,570)	(23,84,889)
	Closing balance as on 31.03.2018		94,62,81,56,788	24,08,13,58,546	70,54,67,98,242
B Fixed Assets - Not in use (Idle + Damaged)					
1	Opening balance as on 01.04.2017		31,09,70,247	22,59,60,669	8,50,09,578
2	Transfer from fixed assets - in use	25,37,98,908		12,65,16,517	12,72,82,391
3	Transferred to fixed assets - in use	(9,93,25,732)		(5,23,65,332)	(4,69,60,400)
4	Net Addition in fixed assets not in use		15,44,73,176	7,41,51,185	8,03,21,991
5	Assets sold/ disposed off during the year		(26,87,724)	(24,18,952)	(2,68,772)
6	Impairment booked during the year		-	3,58,46,100	(3,58,46,100)
	Closing balance as on 31.03.2018		46,27,55,699	33,35,39,002	12,92,16,697
	Total as on 31.03.2018		95,09,09,12,487	24,41,48,97,548	70,67,60,14,939

- vi Net Cash flow (increase)/decrease in PPE and Intangible Assets: 5,77,79,08,074 (5,78,30,53,024 (Addition) - 26,53,661 (W.D.V. of assets sold) - 24,91,289 (Dep. Capitalized)

- vii Details of Impairment Loss included in the Accumulated Depreciation as on 31.03.2018:

Sr. No.	Particulars	Amount
1	Opening balance of impairment loss as on 01.04.2017	5,01,10,213
2	Add: Impairment loss booked during the year	3,58,46,100
3	Less: Reversal of Impairment loss during the year	-
4	Total Impairment loss booked as on 31.03.2018	8,59,56,313





PUNJAB STATE TRANSMISSION CORPORATION LIMITED

Note 4 : Capital Work in Progress

(Amount in Rupees)

Sr. No.	Particulars	Account Code	As at 31st March, 2018	As at 31st March, 2017
1	Capital works in progress	14	4,50,91,24,535	5,42,47,03,458
2	Contracts in progress :			
i	400 KV Rajpura Project	15.102	80,49,768	1,01,29,75,888
ii	400 KV Talwandi Sabo Project	15.103	-	21,14,42,742
3	Materials issued to Suppliers/Contractors	25	8,32,961	28,65,836
	Total		4,51,80,07,264	6,65,19,87,924

Note 4.1 : Details of capital work in progress

(Amount in Rupees)

Particulars	As at 31st March, 2018	As at 31st March, 2017
Opening Capital work in progress	6,65,19,87,924	7,61,64,92,987
Add Addition during the year including capitalization of interest, employee cost & other expenses	3,51,01,40,995	4,00,19,80,034
Less Transferred to Fixed Assets during the year	5,64,41,21,655	4,96,64,85,097
Closing capital work in progress*	4,51,80,07,264	6,65,19,87,924

* The Capital work in progress and Contract in progress includes capitalisation of interest of Rs. 39,75,59,007/- (on money borrowed and utilised for construction of the transmission projects), establishment cost of Rs. 39,08,16,885/-, R&M expenses of Rs. 39,16,422/-, A&G expenses of Rs.4,85,04,846/- and Depreciation of Rs.24,91,289/- during FY 2017-18.

Note 5 : Capital Stores

(Amount in Rupees)

Sr. No.	Particulars	Account code	As at 31st March, 2018	As at 31st March, 2017
1	Stores & Spares			
i	Materials at stores	22.601 to 22.619	97,69,25,099	1,30,54,57,201
ii	Materials at site	22.640	1,11,89,999	1,70,06,791
iii	Materials at estimated reliable value of stock lost in fire	22.770	7,17,750	-
	Total Stores (A)		98,88,32,848	1,32,24,63,992
2	Less: Provisions for			
i	Obsolete items	22.905	(1,65,075)	(5,78,65,864)
ii	Unservicable items	22.906	(18,61,040)	(58,73,025)
	Total Provisions (B)		(20,26,115)	(6,37,38,889)
	Net Stores (A-B)		98,68,06,733	1,25,87,25,103

Note 5.1 :

- i Physical verification of the Stores have been carried out at the unit level on 31.03.2018 and no discrepancy has been reported.
- ii Provision for obsolete items of Rs.5,78,65,864/-made during previous year reduced to Rs.1,65,075/- during current year.
- iii Provision for unservicable items of Rs.58,73,025/- made during previous year reduced to Rs.18,61,040/- during current year.

Note 5.2 :

Provision in respect of obsolete & unservicable items have been made after considering the estimated reliable value as on 31.03.2018 as per the directions issued by CAG vide Mangement letter no. Audit/AA/PSTCL/16-17 (18-19)/103 dated 25.04.2018.

Gross Amount of Capital work in progress & capital stores (Note 4+5)	5,50,48,13,997	7,91,07,13,027
---	-----------------------	-----------------------



Note 6 : Other Non Current Financial Assets

(Amount in Rupees)

Sr. No.	Particulars	Account code	As at 31st March, 2018	As at 31st March, 2017
1	Amount recoverable from staff	28.360	2,32,825	1,93,283
2	Other Receivables	28.868	2,32,29,690	3,91,97,436
3	Amount under investigation	28.870	3,08,59,499	3,88,397
	Total A		5,43,22,014	3,97,79,116
4	Less : Provision for losses under investigation	28.951	(3,08,59,499)	(3,88,397)
	Net (A-B)		2,34,62,515	3,93,90,719

Note 7 : Other Non Current Assets

(Amount in Rupees)

Sr. No.	Particulars	Account code	As at 31st March, 2018	As at 31st March, 2017
	Unsecured considered Good			
1	Deposits/Securities	28.914 & 28.919	73,20,297	21,15,785
2	Inter Unit Transfer prior to 16.04.2010			
i	Inter Unit Transfer (prior to 16.04.2010)	30-37	1,72,41,808	1,72,41,808
ii	Blank U Cheque (prior to 16.04.2010)	39000	54,67,39,176	54,67,39,176
	Grand Total		57,13,01,281	56,60,96,769

Note 8 : Inventories

(Amount in Rupees)

Sr. No.	Particulars	Account code	As at 31st March, 2018	As at 31st March, 2017
	Stores & Spares (O&M)			
1	Materials at stores	22.621 to 22.639	16,33,25,831	19,74,01,863
2	Materials at site	22.650	1,34,78,306	61,54,310
	Total Stock & Spares (A)		17,68,04,137	20,35,56,173
3	Less: Provisions for			
i	Difference in value of stock & spares	22.901	-	(1,66,55,828)
ii	Obsolete items	22.902	(50,494)	(31,24,944)
iii	Unservicable items	22.903	(28,21,327)	(38,62,539)
	Total Provisions (B)		(28,71,821)	(2,36,43,311)
	Net Stores & Spares (A-B)		17,39,32,316	17,99,12,862

Note 8.1 :

- i Physical verification of the Stores have been carried out at the unit level on 31.03.2018 and no discrepancy has been reported.
- ii Rs.1,66,55,828/- on account of difference in value of stock & spares has been written off and provision already created in the FY 2013-14, for the same has been withdrawn in FY 2017-18.
- iii Provision for obsolete items of Rs.31,24,944/- made during previous year reduced to Rs.50,494/- during current year.
- iv Provision for unservicable items of Rs.38,62,539/- made during previous year reduced to Rs.28,21,327/- during current year.

Note 8.2 :

Provision in respect of obsolete & unservicable items have been made after considering the estimated reliable value as on 31.03.2018 as per the directions issued by CAG vide Mangement letter no. Audit/AA/PSTCL/16-17 (18-19)/103 dated 25.04.2018.



Note 9 : Trade Receivables

(Amount in Rupees)

Sr. No.	Particulars	Account Code	As at 31st March, 2018	As at 31st March, 2017
1	Sundry debtors	23.8		
	Unsecured and considered Good			
i	Exceeding Six months		24,53,32,246	24,53,32,246
ii	Others		2,98,62,50,491	5,59,87,86,147
	Total		3,23,15,82,737	5,84,41,18,393

Note 9.1 : In the opinion of Company, trade receivables as stated in the accounts will be realized in the ordinary course of Business.

Note 9.2 : The detailed breakup of trade receivables as at March 31, 2018 are as under:

(Amount in Rupees)

Sr. No.	Particulars	Account Code	Exceeding 6 Months	Others	Total
i	PSPCL - Transmission charges	23.831	-	2,96,95,02,000	2,96,95,02,000
ii	PSPCL - SLDC charges	23.832	-	1,64,00,000	1,64,00,000
iii	Open Access Customers	23.801	4,32,246	3,48,491	7,80,737
iv	Government of Punjab (GOP)*	23.833	24,49,00,000	-	24,49,00,000
	Total		24,53,32,246	2,98,62,50,491	3,23,15,82,737

* The amount recoverable from GOP is on account of carrying cost as decided by PSERC in different tariff orders.

Note 10 : Cash & Cash equivalents

(Amount in Rupees)

Sr. No.	Particulars	Account code	As at 31st March, 2018	As at 31st March, 2017
1	Cash at Bank	24.130 & 24.401	9,41,69,033	14,88,630
2	Postage stamps in hand	24.120	47,498	39,462
	Total		9,42,16,531	15,28,092

Note 10.1 : Disclosure in respect of amendment of Ind AS - 7 regarding changing in liabilities arising in financing activities:

As per paragraph 44 A to 44 E inserted vide notification no. G.S.R.258(E) dated 17th March, 2017 - Changes in financial liabilities arising from cash and non-cash changes are as under:

(Amount in Rupees)

Sr. No.	Particulars	As on 31.03.2017	Received			Repayment			As on 31.03.2018
			Cash	Non Cash	Total	Cash	Non Cash	Total	
1	Borrowings including current maturities (Refer Note No. 16 & 20)	48,58,53,65,328	10,12,65,08,988	29,41,068	10,12,94,50,056	9,77,75,40,853	-	9,77,75,40,853	48,93,72,74,531
2	Borrowings - CC Limit & short term (Refer Note No. 19)	2,08,80,94,943	1,00,00,00,000	-	1,00,00,00,000	2,08,16,28,717	-	2,08,16,28,717	1,00,64,66,226
3	Deferred income/liability - PSPCL Loan (Refer Note No. 18)	4,88,22,281	-	-	-	-	29,41,068	29,41,068	4,58,81,213
	Total	50,72,22,82,552	11,12,65,08,988	29,41,068	11,12,94,50,056	11,85,91,69,570	29,41,068	11,86,21,10,638	49,98,96,21,970

Note 11 : Other Current Financial Assets

(Amount in Rupees)

Sr. No.	Particulars	Account code	As at 31st March, 2018	As at 31st March, 2017
1	Advances to Suppliers/ Contractors (O&M)	26.1 to 26.8	3,56,837	59,773
2	Receivables from PGCIL	28.1	5,02,82,805	5,98,33,707
3	Amount recoverable from Employees	28.4	89,23,236	89,65,732
4	Amount recoverable from Suppliers	28.810	14,91,896	24,79,555
	Total		6,10,54,774	7,13,38,767





PUNJAB STATE TRANSMISSION CORPORATION LIMITED

Note 12 : Current Tax Assets (Net)

(Amount in Rupees)

Sr. No.	Particulars	Account Code	As at 31st March, 2018	As at 31st March, 2017
1	Advance Income tax/Tax deducted at source	27.4	50,04,61,581	39,87,59,336
2	Less: Provision for Income Tax	46.800	(1,02,63,800)	(1,02,63,800)
	Total		49,01,97,781	38,84,95,536

Note 12.1 : Detail of current tax & liabilities

Financial Year	Particulars	As at 31st March, 2018	As at 31st March, 2017
2015-16	TDS/TCS	1,33,978	19,17,77,371
	Total Tax paid	1,33,978	19,17,77,371
	less: Provision for income tax	-	-
	Current Tax Assets A	1,33,978	19,17,77,371
2016-17	TDS/TCS (AY 2017-18)	20,69,81,965	20,69,81,965
	less: Provision for income tax	1,02,63,800	1,02,63,800
	Current Tax Assets B	19,67,18,165	19,67,18,165
2017-18	TDS/TCS (AY 2018-19)	29,33,45,638	
	less: Provision for income tax	-	
	Current Tax Assets C	29,33,45,638	
Total Current Tax Assets (Net) (A+B+C)		49,01,97,781	38,84,95,536

Note 12.2 :

- i Income tax assessments upto the FY 2014-15 (AY 2015-16) has been completed.
- ii During FY 2017-18, a refund of Rs. 19,16,43,393/- on account of TDS/TCS pertaining to the FY 2015-16 (AY 2016-17) out of Rs. 19,17,77,371/- has been received alongwith interest of Rs. 1,91,64,327/- on the basis of e-processing of return on dated 23.11.2017. An amount of Rs. 1,33,978/- on account of TCS is still pending as receivable, the matter of which will be taken up during assessment proceeding of FY 2015-16.

Note 13 : Other Current Assets

(Amount in Rupees)

Sr. No.	Particulars	Account Code	As at 31st March, 2018	As at 31st March, 2017
1	Prepaid expenses	28.820	33,35,566	4,30,70,600
2	TA/Medical Advances	27.202 & 27.207	18,27,000	20,07,301
	Total		51,62,566	4,50,77,901





PUNJAB STATE TRANSMISSION CORPORATION LIMITED

Note 14 : Equity share capital

(Amount in Rupees)

Sr. No.	Particulars	Account Code	As at 31st March, 2018	As at 31st March, 2017
(a)	Authorised 3,00,00,00,000 Equity shares of Rs. 10/- each			
	Total		30,00,00,00,000	30,00,00,00,000
(b)	Issued, subscribed and fully paid-up 60,58,83,465 equity shares of Rs. 10/- each fully paid up	54.5		
	Total		6,05,88,34,650	6,05,88,34,650
			6,05,88,34,650	6,05,88,34,650

Note 14.1 : The company has only one class of shares i.e. equity shares having a par value of Rs.10/- each per share. Each holder of equity share is entitled to one vote per share.

Note 14.2 : Reconciliation of Shares outstanding

Sr. No.	Name of Shareholder	As at 31st March, 2018		As at 31st March, 2017	
		Number	Amount	Number	Amount
1	Shares outstanding at the beginning of the year	60,58,83,465	6,05,88,34,650	60,58,83,465	6,05,88,34,650
2	Shares issued during the year	-	-	-	-
3	Shares bought back during the year	-	-	-	-
4	Shares outstanding at the end of the year	60,58,83,465	6,05,88,34,650	60,58,83,465	6,05,88,34,650

Note 14.3 : Share holders holding more than 5% equity shares of the company

Sr. No.	Name of Shareholder	Class of Share	As at 31st March, 2018		As at 31st March, 2017	
			No. of Shares	Percentage	No. of Shares	Percentage
1	Governor of Punjab	Equity	60,58,33,465	99.99	60,58,33,465	99.99
	Total		60,58,33,465	99.99	60,58,33,465	99.99

Note 14.4 : Details of other Share holdings

Sr. No.	Name of Shareholder	As at 31st March, 2018		As at 31st March, 2017	
		No. of Shares	No. of Shares	No. of Shares	No. of Shares
1	Sh. Karan Avtar Singh, IAS	5,000	5,000	5,000	5,000
2	Sh. Anirudh Tewari, IAS	5,000	0	0	0
3	Sh. A. Venu Prasad, IAS, Principal Secy/Power	5,000	5,000	5,000	5,000
4	Sh. Ravinder Kumar Kaushik	5,000	0	0	0
5	Sh. Krishan Kumar, IAS	5,000	5,000	5,000	5,000
6	Sh. Vivek Pratap Singh, IAS	2,500	5,000	5,000	5,000
7	Sh. A. Venu Prasad, IAS, CMD, PSTCL	5,000	5,000	5,000	5,000
8	Sh. A. Venu Prasad, IAS, CMD, PSPCL	5,000	0	0	0
9	Sh. Kumar Amit, IAS	2,500	0	0	0
10	Sh. Gurpreet Singh Khaira, Municipal Commissioner	2,500	0	0	0
11	Sh. A.S. Miglani, IAS, Divisional Commissioner	2,500	0	0	0
12	Sh. Subash Chand Arora, Director/Fin., PSPCL	2,500	5,000	5,000	5,000
13	Sh. Jatinder Kumar Goyal, Director/F&C, PSTCL	2,500	0	0	0
14	Sh. Daljit Singh Mangat, IAS	0	5,000	5,000	5,000
15	Sh. Satish Chandra, IAS	0	5,000	5,000	5,000
16	Er. Karan Deep Chaudhri, CMD, PSPCL	0	5,000	5,000	5,000
17	Sh. Umakanta Panda, Director/F&C, PSTCL	0	5,000	5,000	5,000
	Total	50,000	50,000	50,000	50,000

All the above share holders are nominees of Punjab Government.



Note 15 : Other Equity

(Amount in Rupees)

Sr. No.	Particulars	Account Code	As at 31st March, 2018	As at 31st March, 2017
1	General Reserve			
	Opening Balance	56.1	2,00,05,121	2,00,05,121
	Add : Addition during the year		-	-
	Less : Utilized/ transferred during the year		-	-
	Closing balance	A	2,00,05,121	2,00,05,121
2	Capital Reserve			
	Opening Balance	56.2	18,62,10,78,408	18,62,10,78,408
	Add : Addition during the year		-	-
	Less : Utilized/ transferred during the year		-	-
	Closing balance	B	18,62,10,78,408	18,62,10,78,408
3	Profit & Loss Account (Surplus Account)			
	Opening Balance as per Profit & Loss Account		3,90,78,67,487	3,86,00,68,520
	Add :Net Profit/(Loss) after tax for the current year		5,00,02,205	4,93,89,799
	Add: Other Comprehensive Income directly recognised in surplus balance- Remeasurement of Actuarial		(96,89,760)	(15,90,832)
	Closing balance of Profit & Loss Account	C	3,94,81,79,932	3,90,78,67,487
	Total (A+B+C)		22,58,92,63,461	22,54,89,51,016





PUNJAB STATE TRANSMISSION CORPORATION LIMITED

Note 16 : Borrowings

(Amount in Rupees)

Sr. No.	Particulars	Date of Availment of Loan	Date of Maturity of Loan	Account Code	Non Current Liabilities as at 31st March, 2018	Non Current Liabilities as at 31st March, 2017
A	Secured					
1	Term Loans from Life Insurance Corp. of India					
i	11% (Fixed) payable annually secured against Hypothecation of assets & Default Escrow	16.04.2010	15.07.2018	52.501	-	11,13,33,000
	Total				-	11,13,33,000
2	Term Loans from Rural Electrification Corporation					
i	10.25% to 12.25% p.a. secured against Punjab State Government Guarantee & Default Escrow	16.04.2010	31.03.2019	53.301	-	2,39,19,066
ii	10.25% to 12.25% p.a. secured against Punjab State Government Guarantee, Hypothecation of assets & Default Escrow	16.04.2010	15.02.2020 to 15.02.2021	53.301	44,94,01,409	72,66,32,693
iii	10.25% to 12.25% p.a. secured against Hypothecation of assets & Default Escrow	16.04.2010	15.06.2022 to 15.08.2022	53.301	31,18,80,268	38,98,50,334
iv	10.25% to 12.25% p.a. secured against Hypothecation of assets & Default Escrow	07.09.2010 to 31.03.2018	15.09.2028 to 15.03.2036	53.301	25,60,96,23,285	25,71,45,74,811
v	11 to 12.25% secured against Punjab Govt. Guarantee & Default Escrow	18.06.2015	04.04.2018	53.301	-	24,99,99,998
vi	10.25% to 10.50% secured against Punjab Govt. Guarantee & Default Escrow	09.09.2016	09/2026	53.301	2,00,00,00,000	2,00,00,00,000
vii	10.25% to 12.25% p.a. secured against Hypothecation of assets & Default Escrow (SLDC)	20.02.2013 to 31.03.2018	15.02.2031 to 15.03.2036	53.301	7,28,88,471	6,34,74,249
	Total				28,44,37,93,433	29,16,84,51,151
3	Term Loan from NABARD					
	10.00% to 10.25% p.a. secured against Hypothecation of assets & Default Escrow	11.02.2015 to 31.03.2018	01.04.2018 to 31.03.2032	53.400	1,96,02,56,277	1,97,58,55,000
4	Term Loan from PFC					
i	9.90% to 10.00% secured against Punjab Govt. Guarantee & Default Escrow	10.10.2016	2027-28	53.801	5,00,00,00,000	3,00,00,00,000
ii	9.70% secured against Mortgage of Assets & Default Escrow	28.03.2018	04/2026	53.801	4,95,57,00,000	-
	Total				9,95,57,00,000	3,00,00,00,000
5	Term Loan from State Bank of India					
	MCLR + 2.70% Medium Term secured against Punjab Govt. Guarantee, stock & Default Escrow	05.01.2015	31.10.2019	53.501	7,21,73,269	27,99,34,989
6	Term Loan from Bank of India					
i	MCLR + 1.90% secured against Punjab Govt. Guarantee & Default Escrow	30.12.2014	31.12.2024	53.510	68,74,54,230	81,24,96,261
ii	MCLR + 1.90% secured against Punjab Govt. Guarantee & Default Escrow	30.12.2015	31.12.2025	53.510	2,03,11,36,982	2,34,37,40,859
	Total				2,71,85,91,212	3,15,62,37,120
7	Term Loan from UCO Bank					
	MCLR + 0.10 secured against Punjab Govt. Guarantee & Default Escrow	20.11.2017	11/2020	53.509	83,33,24,795	-
	Total Secured borrowings (A)				43,98,38,38,986	37,69,18,11,260

Amr

Note 16 : Borrowings - Contd...

(Amount in Rupees)

Sr. No.	Particulars	Date of Availment of Loan	Date of Maturity of Loan	Account Code	Non Current Liabilities as at 31st March, 2018	Non Current Liabilities as at 31st March, 2017
B	Unsecured					
1	Term Loan from PSPCL					
i	PNB Base Rate + 1.50% p.a.	23.03.2011	28.03.2018	53.811	-	4,95,57,45,100
ii	Interest free (11KV VCB)	31.03.2017	31.03.2027	53.811	3,00,47,685	2,71,06,617
	Total				3,00,47,685	4,98,28,51,717
2	Term Loan from GPF Trust					
	Total Unsecured borrowings (B)	16.04.2010	31.03.2023	57.120	87,81,94,423	1,09,77,43,039
	Grand Total (A + B)				44,89,20,81,094	43,77,24,06,016

Note 16.1 :

- Against the sanctioned Loan amount of Rs. 100.20 crore at Sr. No. 1 loan availed upto 31.03.2018 is Rs. 100.20 crore.
- Against the sanctioned Loan amount of Rs. 5543.63 crore at Sr. No. 2 loan availed upto 31.03.2018 is Rs. 4113.44 crore.
- Against the sanctioned Loan amount of Rs. 317.36 crore at Sr. No. 3 loan availed upto 31.03.2018 is Rs. 214.61 crore.
- Against the sanctioned Loan amount of Rs. 995.57 crore at Sr. No. 4 loan availed upto 31.03.2018 is Rs. 995.57 crore.
- Against the sanctioned Loan amount of Rs. 60.00 crore at Sr. No. 5 loan availed upto 31.03.2018 is Rs. 60.00 crore.
- Against the sanctioned Loan amount of Rs.350.00 crore at Sr. No. 6 loan availed upto 31.03.2018 is Rs. 350.00 crore.
- Against the sanctioned Loan amount of Rs. 100.00 crore at Sr. No. 7 loan availed upto 31.03.2018 is Rs. 100.00 crore.

Note 16.2 :

Registration of charge, against term loan from PFC - Rs. 4,95,57,00,000 availed against immovable assets, is yet to be created (to be created within six months).

Note 16.3 : Loan from PSPCL (11KV VCB)

Interest free loan received from PSPCL (11KV VCB) amounting to Rs.7,59,28,898/-. This loan is shown at its fair value of Rs. 3,00,47,685/- and remaining amount of Rs. 4,58,81,213/- shown as Deferred Income/liability under non current liabilities (Note no. 18).

Note 16.4 : Term Loan from GPF Trust

Loan of Rs. 173.25 crore and interest thereon upto 31.03.2013 of Rs. 46.30 crore, total amounting to Rs. 219.55 crore was parked as per the Transfer Scheme, 2012 (first amendment) and is being paid in 10 yearly instalments starting from 01.04.2013.

Note 17 : Provisions

(Amount in Rupees)

Sr. No.	Particulars	Account Code	As at 31st March, 2018	As at 31st March, 2017
1	Provision for Gratuity	44.161	4,38,39,773	2,41,07,272
2	Provision for Leave encashment	44.162	6,81,72,873	6,97,14,108
	Total		11,20,12,646	9,38,21,380

Note 17.1 : As per Ind AS-19 provision towards gratuity and leave encashment in respect of the employees directly recruited by the company has been made during the year as per the valuation report of Actuary.

Note 18 : Other non current liabilities

(Amount in Rupees)

Sr. No.	Particulars	Account Code	As at 31st March, 2018	As at 31st March, 2017
1	Deposits for :-			
i	Deposit works	47.305	22,65,342	50,92,18,198
ii	Contribution works	47.309	27,12,06,319	77,09,70,797
2	Deferred income/liability - PSPCL loan.	53.861	4,58,81,213	4,88,22,281
	Total		31,93,52,874	1,32,90,11,276





PUNJAB STATE TRANSMISSION CORPORATION LIMITED

Note 19 : Borrowings

(Amount in Rupees)

Sr. No.	Particulars	Date of Availment of Loan	Date of Maturity of Loan	Account code	As at 31st March, 2018	As at 31st March, 2017
1	Secured Cash credits from SBI Cash credits limit Rs. 200 crores, MCLR + 2.50% secured against Stock/Debtors & Default Escrow	09/2017	Renewable Annually	50.1	64,66,226	1,08,80,94,943
2	Loan from PFC 10.25% to 10.50% net of rebate, secured against default Escrow (Sanctioned & availed limit Rs. 100.00 crore)	09/2017	09/2018	53.801	1,00,00,00,000	1,00,00,00,000
	Total				1,00,64,66,226	2,08,80,94,943

Note No. 19.1

Rs. 100 crore is availed from PFC and outstanding as on 31.03.2017 was repaid and new loan of Rs. 100 crores has been availed in FY 2017-18.



Note 20 : Other Current Financial Liabilities

(Amount in Rupees)

Sr. No.	Particulars	Date of Availment of Loan	Date of Maturity of Loan	Account Code	As at 31st March, 2018	As at 31st March, 2017
Current Maturity of Long term borrowings						
A Secured						
1	Term Loans from Life Insurance Corp. of India					
i	11% (Fixed) payable annually secured against Punjab Government Guarantee, Hypothecation of assets & Default Escrow	16.04.2010	15.07.2017	52.501	-	11,70,00,000
ii	11% (Fixed) payable annually secured against Hypothecation of assets & Default Escrow	16.04.2010	15.07.2018	52.501	11,13,33,000	11,13,33,000
	Total				11,13,33,000	22,83,33,000
2	Term Loans from Rural Electrification Corporation					
i	10.25% to 12.25% p.a. secured against Punjab State Government Guarantee & Default Escrow	16.04.2010	31.03.2019	53.301	2,39,19,072	3,51,26,350
ii	10.25% to 12.25% p.a. secured against Punjab State Government Guarantee, Hypothecation of assets & Default Escrow	16.04.2010	15.02.2020 to 15.02.2021	53.301	27,72,31,285	27,72,31,285
iii	10.25% to 12.25% p.a. secured against Hypothecation of assets & Default Escrow	16.04.2010	15.06.2022 to 15.08.2022	53.301	7,79,70,066	7,79,70,066
iv	10.25% to 12.25% p.a. secured against Hypothecation of assets & Default Escrow	07.09.2010 to 31.03.2018	15.09.2028 to 15.03.2036	53.301	2,16,41,35,745	2,03,00,00,000
v	12.25% secured against Punjab Govt. Guarantee & Default Escrow	24.09.2014	30.09.2017	53.301	-	49,99,99,995
vi	11 to 12.25% secured against Punjab Govt. Guarantee & Default Escrow	18.06.2015	04.04.2018	53.301	24,99,99,998	1,00,00,00,000
vii	10.25% to 12.25% p.a. secured against Hypothecation of assets & Default Escrow (SLDC)	20.02.2013 to 31.03.2018	15.02.2031 to 15.03.2036	53.301	32,24,039	35,00,000
	Total				2,79,64,80,205	3,92,38,27,696
3	Term Loan from State Bank of India MCLR + 2.70% Medium Term secured against Punjab Govt. Guarantee, stock & Default Escrow	05.01.2015	31.10.2019	53.501	16,00,00,000	16,00,00,000
4	Term Loan from NABARD 10.00% to 10.25% p.a. secured against Hypothecation of assets & Default Escrow	11.02.2015 to 31.03.2018	01.04.2018 to 31.03.2032	53.400	15,36,64,952	-
5	Term Loan from Bank of India					
i	MCLR + 1.90% secured against Punjab Govt. Guarantee & Default Escrow	30.12.2014	31.12.2024	53.510	12,50,00,000	12,50,00,000
ii	MCLR + 1.90% secured against Punjab Govt. Guarantee & Default Escrow	30.12.2015	31.12.2025	53.510	31,25,00,000	15,62,50,000
	Total				43,75,00,000	28,12,50,000
6	Term Loan from UCO Bank MCLR + 0.10 secured against Punjab Govt. Guarantee & Default Escrow	20.11.2017	11/2020	53.509	16,66,66,664	-
	Total Secured Loans (A)				3,82,56,44,821	4,59,34,10,696
B Unsecured						
1	Term Loan from GPF Trust	16.04.2010	31.03.2023	57.120	21,95,48,616	21,95,48,616
	Total Unsecured Loans (B)				21,95,48,616	21,95,48,616
	Total current maturity of long term borrowings (A + B)				4,04,51,93,437	4,81,29,59,312

Refer Note No. 16.1



Note 20 : Other Current Financial Liabilities - Contd...

(Amount in Rupees)

Sr. No.	Particulars	Account Code	As at 31st March, 2018	As at 31st March, 2017
C	Others			
1	Creditors for Capital supplies/works	42	16,17,76,886	23,90,85,888
2	Creditors for O&M supplies/works	43	2,18,99,611	4,09,38,080
3	Staff related liabilities - other than statutory dues	44.2 & 3 and balance heads of 44.4	11,96,96,152	15,82,14,827
4	Deposit & retention money from suppliers & contractors*	46.1	25,11,38,292	32,23,15,772
5	Creditors for expenses	46.4	32,46,47,865	38,67,17,560
6	Interest accrued but not due on borrowings - LIC, REC, Comm. banks & PFC	46.7	19,23,16,780	16,11,94,895
7	ICT- Payables to PSPCL	46.946 to 46.952	13,80,18,344	47,70,24,581
8	Miscellaneous Liabilities	46.910, 46.926 & 46.957	11,22,15,584	11,65,60,212
	Total Others (C)		1,32,17,09,514	1,90,20,51,815
	Grand Total (A + B + C)		5,36,69,02,951	6,71,50,11,127

* This includes permanent earnest money deposits of Rs. 6,83,00,000 as at March 31, 2018 & Rs. 6,78,00,000 as at March 31, 2017 which is payable on demand.

Note 21 : Other Current Liabilities

(Amount in Rupees)

Sr. No.	Particulars	Account Code	As at 31st March, 2018	As at 31st March, 2017
1	Liabilities for statutory dues - TDS, Service tax, VAT, GST etc.	46.923, 934, 935, 938, 941, 953 & 46.990 to 46.995	1,97,37,575	1,81,78,310
2	Liabilities towards payment of NPS:			
	i for employees on deputation/secondment from PSPCL.	57.160, 161, 165 & 166	1,40,620	1,40,620
	ii for employees recruited by PSTCL	57.170, 171, 175 & 176	8,36,808	8,53,414
3	Liabilities towards GPF Trust	57.126	2,40,41,021	2,31,16,235
4	Amount payable against Statutory dues recovered from employees.	44.401, 403, 405, 406, 407, 427 & 428	69,12,367	75,93,690
	Total		5,16,68,391	4,98,82,269

Note 22 : Provisions

(Amount in Rupees)

Sr. No.	Particulars	Account Code	As at 31st March, 2018	As at 31st March, 2017
1	Provision for Gratuity	44.161	11,63,991	53,818
2	Provision for Leave encashment	44.162	20,90,814	7,50,116
	Total		32,54,805	8,03,934

Note 22.1 : As per Ind AS-19 provision towards gratuity and leave encashment in respect of the employees directly recruited by the company has been made during the year as per the valuation report of Actuary.

Note 23 : Deferred Revenue

Sr. No.	Particulars	Account Code	As at 31st March, 2018	As at 31st March, 2017
1	Consumer Contribution for creating fixed assets	55.1		
	Added during the year		45,55,44,629	-
	Less : Depreciation on such assets during the year		2,36,42,290	-
	Closing balance		43,19,02,339	-





PUNJAB STATE TRANSMISSION CORPORATION LIMITED

Note 24 : Revenue from Operations

(Amount in Rupees)

Sr. No.	Particulars	Account code	For the year ended 31st March, 2018	For the year ended 31st March, 2017
1	Transmission Charges from PSPCL	61.831	11,62,34,00,000	12,14,53,00,000
2	Transmission Charges from Open Access Customers	61.830	1,60,42,931	19,94,18,992
3	Transmission Charges from others	61.833	-	(14,56,00,000)
4	SLDC Charges from PSPCL	61.832	17,88,00,000	19,91,00,000
5	Operating charges from open access customers	62.810	63,88,344	3,33,59,572
	Total		11,82,46,31,275	12,43,15,78,564

Note 24.1 :

During FY 2017-18, total revenue of Rs. 1180.22 crores has been recognised based on the review of FY 2017-18 and true-up of FY 2016-17 as per tariff order issued by PSERC for FY 2018-19. This comprises of Rs. 1162.34 crores for transmission charges and Rs. 17.88 crores of SLDC charges from PSPCL.

Note 25 : Other income

(Amount in Rupees)

Sr. No.	Particulars	Account code	For the year ended 31st March, 2018	For the year ended 31st March, 2017
1	Income from sale of scrap	62.3	1,00,94,245	75,04,777
2	Gain on :			
	- sale of land	62.4	95,29,412	-
	-sale of other fixed assets	62.4	4,06,571	50,26,874
3	Income from staff welfare activities	62.6	78,936	82,065
4	Rental for staff quarters	62.901	35,69,323	41,97,737
5	Sale of tender forms	62.903	13,21,342	8,62,853
6	NOC charges from Open access customers	62.922	25,40,000	1,28,25,000
7	Credit balances written back :			
	- Sundry creditors	62.912	11,44,925	16,70,16,382
	- Amount against Deposit/Contributory work	62.930	99,84,19,087	-
	- Security deposits/EMD	62.930	5,85,68,239	-
8	Rebate on early payment to NRLDC	62.973	21,23,912	20,07,567
9	Income from O&M of bays of PGCIL	62.974	5,51,97,000	5,75,81,000
10	Miscellaneous Income	Bal 62	9,62,77,523	4,06,72,662
	Total (A)		1,23,92,70,515	29,77,76,917
11	Interest received on refund of Income tax	62.211	1,91,64,327	1,37,46,337
12	Provision withdrawn on unserviceable/obsolete items & losses under investigation	65.8	6,58,28,436	85,28,598
	Total (B)		8,49,92,763	2,22,74,935
	Total (A + B)		1,32,42,63,278	32,00,51,852

Note 25.1 : Sundry Credit balances written back

Amount of Rs. 99,84,19,087/- is on account of non-refundable and unclaimed credits lying under deposit/contributory work (GH-47.305 & 47.309) written back during the year. Amount of Rs. 5,85,68,239/- is on account of unclaimed security deposits/EMD (excluding permanent earnest money deposit) written back during the year.

Note 25.2 : Miscellaneous Income

Rs. 2,53,26,371/- on account of delayed delivery penalty etc. imposed on supplier/contractor is included in the total amount of Rs. 9,62,77,523/-



Note 26 : Employee benefits expense

(Amount in Rupees)

Sr. No.	Particulars	Account code	For the year ended 31st March, 2018	For the year ended 31st March, 2017
1	Salaries	75.1 except 75.190	79,99,68,676	80,49,56,757
2	Expenses for engagement of manpower through outsourcing agencies	75.190	23,96,26,199	22,16,26,502
3	Overtime	75.2	4,65,95,354	4,21,56,463
4	Dearness Allowance	75.3	97,88,18,802	95,26,88,271
5	Other Allowances	75.4	16,63,40,231	16,51,50,476
6	Bonus	75.5	5,75,214	14,73,138
	Total (A)		2,23,19,24,476	2,18,80,51,607
7	Medical expenses reimbursement	75.641-655	1,02,51,851	1,67,84,345
8	Leave Travel Assistance/Concession	75.612, 613 & 616	16,60,324	12,94,443
9	Employee expenses towards:			
i	NPS, CPF, PF, LWF	75.810, 815, 820, 825, 835, 840	4,14,73,690	3,65,53,878
ii	Miscellaneous - P.F inspection fees, solatium, Momento etc.	75.850, 851, 870, 871, 872	41,78,411	38,38,351
	Total (B)		5,75,64,276	5,84,71,017
10	Staff Welfare Expenses			
i	Electricity Concession to Employees	75.761	1,68,07,931	1,68,92,219
ii	Staff Welfare Expenses	Bal. 75.7	8,00,845	17,27,075
	Total (C)		1,76,08,776	1,86,19,294
11	Terminal Benefits			
i	Share of Pension, Gratuity & Medical	Bal. 75.8	2,58,71,40,562	2,32,30,08,962
ii	Share of Leave Encashment	75.617 & 618	20,73,41,880	22,01,03,875
	Total share @ 11.36% as per transfer scheme (D)		2,79,44,82,442	2,54,31,12,837
12	Provision for gratuity and leave encashment for employees recruited by PSTCL	75.881	1,09,52,377	4,56,69,002
	Total (E)		1,09,52,377	4,56,69,002
	Grand Total(A+B+C+D+E)		5,11,25,32,347	4,85,39,23,757
13	Less: Employee costs capitalized	Bal. 75.9	39,08,16,885	43,43,09,897
	Total	75.9	39,08,16,885	43,43,09,897
	Net Total		4,72,17,15,462	4,41,96,13,860

Note 26.1 : Details of provision for Gratuity and leave encashment

Sr. No.	Particulars	2018	2017
1	Amount debited (as per Trial Balance)	2,06,42,137	4,65,79,271
2	Ind AS adjustment - Actuarial Valuation	-	6,80,563
3	Transferred to OCI as income (Note No. 34)	(96,89,760)	(15,90,832)
4	Balance at the end of the year	1,09,52,377	4,56,69,002

Note 26.2 : Employee benefits expenses - Electricity Concession to PSTCL Employees working on deputation from PSPCL

The employees on deputation from PSPCL are entitled to electricity concession under the provisions of the Transfer Scheme, 2010. As agreed with PSPCL, the total concession availed by the employees of both PSPCL and PSTCL have been apportioned between the two companies in the ratio of average number of employees during the period under report.

Note 26.3 : Employee benefits expenses - Terminal benefits

Some of the employees working in PSTCL covered under the Pension Scheme are on deputation/ secondment from PSPCL. Pursuant to the Punjab Power Sector Reforms Transfer (First Amendment) Scheme 2012, the Terminal Benefit Trust in respect of pension, gratuity and leave encashment shall be progressively funded by Powercom and Transco respectively, in the ratio of 88.64 : 11.36, over a period of 15 financial years commencing from 1st April, 2014. PSERC is not allowing progressive funding to PSTCL on the ground that the tariff regulations of PSERC provides for payment of terminal liabilities on the principle of "Pay as you go" basis. Therefore, the amount of Rs.2,79,44,82,442/- being 11.36% of total amount as intimated by PSPCL has been taken into account being the amount paid during the year and no provision has been made for progressive funding as per Punjab Power Sector Reforms Transfer (First Amendment) Scheme 2012.

Note 26.4 - Ind AS-19 is not applicable in respect of employees working in PSTCL on deputation/secondment from PSPCL.

Note 27 : Finance Costs

(Amount in Rupees)

Sr. No.	Particulars	Account code	For the year ended 31st March, 2018	For the year ended 31st March, 2017
	Interest on Loans from :			
1	Life Insurance Corporation	78.501	1,94,72,816	4,46,59,011
2	Rural Electrification Corporation	78.531	3,42,95,03,086	3,84,09,13,134
3	NABARD	78.541	21,08,93,013	18,08,59,347
4	Commercial Banks	78.551	42,95,53,392	47,54,38,106
5	PFC	78.582	46,95,69,347	12,11,23,289
6	PSPCL	78.596	52,61,57,568	53,07,81,551
7	Short Term borrowings	78.700	20,70,35,680	27,92,12,475
8	GPF Trust	78.852	9,45,76,247	11,55,92,922
	Total (A)		5,38,67,61,149	5,58,85,79,835
	Other interest & finance charges:			
9	Guarantee charges	78.884	5,00,00,001	10,00,00,000
10	Miscellaneous interest/finance charges	Bal. 78	38,29,660	36,03,658
	Total (B)		5,38,29,661	10,36,03,658
	Total (A+B)		5,44,05,90,810	5,69,21,83,493
11	Less : Interest capitalized	78.9	39,75,59,007	61,81,87,295
	Net Total		5,04,30,31,803	5,07,39,96,198

Note 27.1: The Company is regular in making the payment of Principal and Interest thereon to the Banks, Financial Institutions & other lenders and has not defaulted debt servicing during the year.

Note 28 : Depreciation, Amortization & Impairment Expenses

(Amount in Rupees)

Sr. No.	Particulars	Account Code	For the year ended 31st March, 2018	For the year ended 31st March, 2017
	Depreciation on :			
1	Buildings	77.120	4,92,48,019	4,22,30,295
2	Civil Works	77.140	14,03,691	12,53,488
3	Plant & Machinery	77.150	1,32,65,43,107	1,30,97,84,037
4	Lines & Cables	77.160	1,28,93,05,858	1,25,03,92,228
5	Vehicles	77.170 to 77.173	19,12,145	12,91,376
6	Furniture & Fixtures	77.180	22,79,140	20,91,686
7	Office Equipment	77.190	79,90,909	95,75,266
8	Impairment loss	77.755	3,58,46,100	-
	Total		2,71,45,28,969	2,61,66,18,376
9	Less : (i) Depreciation capitalized	77.900	24,91,289	28,75,283
	(ii) Depreciation on fixed assets created through contribution work.	77.910	2,36,42,290	-
	Net Total		2,68,83,95,390	2,61,37,43,093

Note 29 : Repairs & Maintenance

(Amount in Rupees)

Sr. No.	Particulars	Account code	For the year ended 31st March, 2018	For the year ended 31st March, 2017
1	Plant and Machinery			
	- On bays maintained by PGCIL	74.141	3,11,93,191	2,95,93,951
	- Others	Bal. 74.1	17,15,60,068	20,58,53,713
2	Buildings	74.2	1,37,97,489	1,26,57,037
3	Civil Works	74.3	52,36,404	66,15,305
4	Lines and cable net works	74.5	62,61,646	55,50,794
5	Vehicles	74.6	32,98,041	49,81,206
6	Furniture and Fixtures	74.7	3,33,858	63,126
7	Office Equipment	74.8	3,21,970	2,63,852
	Total		23,20,02,667	26,55,78,984
8	Less: R&M expenses capitalized	Bal. 74.9	39,16,422	50,00,710
	Net Total		22,80,86,245	26,05,78,274

Note 30 : Administration & General Expenses

(Amount in Rupees)

Sr. No.	Particulars	Account code	For the year ended 31st March, 2018	For the year ended 31st March, 2017
1	Rent, Rates & Taxes including lease rental	76.101 & 102	1,53,10,616	1,34,96,664
2	Insurance	76.104 & 106	4,99,157	2,86,029
3	Telephone & Postage	76.112 - 116	54,57,600	59,51,870
4	Legal Charges	76.121	32,49,854	42,46,630
5	Audit Fees	76.122	26,06,360	27,68,214
6	Consultancy/Technical Charges	76.123 & 76.124	16,52,885	20,05,341
7	Conveyance & Travel Charges	76.131-143	6,46,86,837	6,89,74,291
8	Fees & Subscription	76.129 & 76.151	52,11,466	53,08,731
9	Books & Periodicals	76.152	19,171	48,960
10	Printing & Stationery	76.153	28,01,753	24,17,836
11	Advertisement/Publicity expenses	76.155 & 76.183	7,29,292	26,80,815
12	Electricity/Water Charges	76.158 & 76.160	18,33,91,005	8,03,45,917
13	Expenses on Training	76.167	26,85,075	9,45,519
14	Hospitality	76.180-181 & 76.189	4,04,663	5,28,470
15	Contingency Expenses	76.190	1,37,09,481	1,82,81,728
16	Other expenses	Bal. 76.1	19,20,814	17,23,881
17	Material related expenses	76.2	2,16,19,602	2,10,62,137
18	Contribution made to PSTCL CSR Trust	76.3	22,29,825	-
	Total		32,81,85,456	23,10,73,033
19	Less: A&G expenses capitalized	76.9	4,85,04,846	5,12,82,750
	Net Total		27,96,80,610	17,97,90,283

Note 30.1 : Administration & General Expenses - Details of remuneration to Statutory Auditors (excluding S.Tax)

(Amount in Rupees)

Sr. No.	Particulars	For the year ended 31st March, 2018	For the year ended 31st March, 2017
	As an Auditor		
i	Tax Audit Fee	90,000	90,000
ii	Statutory Audit Fees	3,50,000	3,00,000
iii	Out of Pocket Expenses	71,130	67,804

Note 31 : ULDC Charges

(Amount in Rupees)

Sr. No.	Particulars	Account Code	For the year ended 31st March, 2018	For the year ended 31st March, 2017
1	ULDC Charges - SLDC own share	70.501	5,69,86,743	5,68,16,535
2	ULDC Charges - BBMB share	70.502	2,57,88,640	1,58,46,004
3	ULDC Charges - Central Sector share	70.503	-	33,14,822
4	NRLDC fees and charges	70.504	2,45,54,205	2,33,45,069
	Total		10,73,29,588	9,93,22,430



Note 32 : Other Expenses/Debits

(Amount in Rupees)

Sr. No.	Particulars	Account Code	For the year ended 31st March, 2018	For the year ended 31st March, 2017
1	Provision for value of obsolete stores	79.471	-	2,65,70,432
2	Provision for losses under investigation	79.483	3,04,71,102	-
3	Miscellaneous losses & write off	Bal 79	1,82,148	1,66,85,846
	Total		3,06,53,250	4,32,56,278

Note 32.1 : Miscellaneous losses & write off pertains to :-

i Rs. 1,24,468/- on account of compensation paid to staff under The Employee's Compensation Act, 1923..

ii Rs. 57,680/- written off on account of theft of material.

Note 33 : Tax Expense- Current tax

(Amount in Rupees)

Sr. No.	Particulars	Account code	For the year ended 31st March, 2018	For the year ended 31st March, 2017
1	Provision for income tax	81.110	-	1,02,63,800
2	Short provision of income tax for the FY 2013-14 on the basis of final assessment order	83.850	-	16,76,401
	Total		-	1,19,40,201

Note 34 : Other Comprehensive Income

(Amount in Rupees)

Sr. No.	Particulars	Account code	For the year ended 31st March, 2018	For the year ended 31st March, 2017
1	Items that will not be reclassified to Profit or Loss -Remeasurement of Acturial	75.881	(96,89,760)	(15,90,832)
	Total		(96,89,760)	(15,90,832)



35 Disclosure in respect of Indian Accounting Standard (Ind AS)-37 "Provisions, Contingent Liabilities and Contingent Assets"

(a) Provisions

(Amount in Rupees)

Sr. No.	Particulars	Opening balance as at April 1, 2017	Additions/ Transfers during the year	Utilization during the year	Written-back during the year	Closing balance as at March 31, 2018
i	Provision for Leave Encashment	7,04,64,224	-	-	2,00,537	7,02,63,687
ii	Provision for Gratuity	2,41,61,090	2,08,42,674	-	-	4,50,03,764
iii	Provision for obsolete items (O&M)	31,24,944	-	-	30,74,450	50,494
iv	Provision for obsolete items (Capital)	5,78,65,864	-	-	5,77,00,789	1,65,075
v	Provision for unservicable items (O&M)	38,62,539	-	-	10,41,212	28,21,327
vi	Provision for unservicable items (Capital)	58,73,025	-	-	40,11,985	18,61,040
vii	Provision for losses under investigation	3,88,397	3,04,71,102	-	-	3,08,59,499
viii	Provision for difference in value of stock/spares (O&M)	1,66,55,828	-	1,66,55,828	-	-
	Total	18,23,95,911	5,13,13,776	1,66,55,828	6,60,28,973	15,10,24,886

(b) Contingent Liabilities:

(Amount in Rupees)

Particulars	March 31, 2018	March 31, 2017
Pending court cases - Others	20,94,386	27,96,474
Service Matter cases	2,23,022	2,59,551
Entry Tax & sales Tax	38,16,93,333	38,16,93,333
Total	38,40,10,741	38,47,49,358

(c) Contingent Assets: No contingent assets reported as on balance sheet date.

36 Capital Commitments

Estimated amount of contracts remaining to be executed on capital account is Rs. 58.46 Crores on March 31, 2018 and Rs. 166.62 Crores on March 31, 2017.



37 Fair value of financial assets and financial liabilities measured at amortized cost (Amount in Rupees)

Particulars	March 31, 2018		March 31, 2017	
	Carrying Amount	Fair value	Carrying Amount	Fair value
Financial Assets:				
Non-current:				
Amount recoverable from staff *	2,32,825	2,32,825	1,93,283	1,93,283
Other receivables *	2,32,29,690	2,32,29,690	3,91,97,436	3,91,97,436
Current :				
Sundry debtors	3,23,15,82,737	3,23,15,82,737	5,84,41,18,393	5,84,41,18,393
Cash and cash equivalents	9,42,16,531	9,42,16,531	15,28,092	15,28,092
Advances to Suppliers/ Contractors (O&M)	3,56,837	3,56,837	59,773	59,773
Amount recoverable from employees	89,23,236	89,23,236	89,65,732	89,65,732
Receivables from PGCIL	5,02,82,805	5,02,82,805	5,98,33,707	5,98,33,707
Amount recoverable from Suppliers	14,91,896	14,91,896	24,79,555	24,79,555
Total Financial Assets	3,41,03,16,557	3,41,03,16,557	5,95,63,75,971	5,95,63,75,971
Financial Liabilities:				
Non-current:				
Long term borrowings	44,93,79,62,307	44,89,20,81,094	43,82,12,28,297	43,77,24,06,016
Current:				
Borrowings	1,00,64,66,226	1,00,64,66,226	2,08,80,94,943	2,08,80,94,943
Creditors for Capital supplies/ works	16,17,76,886	16,17,76,886	23,90,85,888	23,90,85,888
Creditors for supply of Material - O&M	2,18,99,611	2,18,99,611	4,09,38,080	4,09,38,080
Deposit & retention money from suppliers & contractors	25,11,38,292	25,11,38,292	32,23,15,772	32,23,15,772
Creditors for expenses	32,46,47,865	32,46,47,865	38,67,17,560	38,67,17,560
ICT- Payables to PSPCL	13,80,18,344	13,80,18,344	47,70,24,581	47,70,24,581
Current maturity of long term loans	4,04,51,93,437	4,04,51,93,437	4,81,29,59,312	4,81,29,59,312
Interest accrued but not due on borrowings LIC etc.	19,23,16,780	19,23,16,780	16,11,94,895	16,11,94,895
Miscellaneous liabilities	11,22,15,584	11,22,15,584	11,65,60,212	11,65,60,212
Staff related liabilities	11,96,96,152	11,96,96,152	15,82,14,827	15,82,14,827
Total	51,31,13,31,484	51,26,54,50,271	52,62,43,34,367	52,57,55,12,086

*As no recovery period/ schedule is defined for these recoveries, So no discounting has been done in respect of amount recoverable from staff and other receivables reflected under non current financial asstes.

- 37.1 (i) The carrying amount of current financial instruments such as trade receivables, other assets, cash and cash equivalents and other liabilities are considered to be the same as their fair values, due to their short-term nature.
- (ii) The carrying amount of non-current financial liabilities i.e. long term borrowings except loan from PSPCL (11KV-VCB) which is interest free, are financed at competitive interest rate. Hence carrying value are considered to be the same as their fair values.
- (iii) Please refer Note 16.3 for discounting of PSPCL (11KV - VCB) loan.



38 Disclosures in respect of Ind AS 107 - Financial Instruments

Financial Instruments by Categories

(a) The carrying value and fair value of financial instruments by categories for the year ended 31.03.2018.

(Amount in Rupees)

Particulars	Total carrying value as at March 31, 2018	Financial assets/liabilities at FVTPL as at March 31, 2018	Financial assets/liabilities at fair value through OCI as at March 31, 2018	Amortized cost as at March 31, 2018	Total fair value as at March 31, 2018
Financial Assets:					
Non-current:					
Amount recoverable from staff	2,32,825	-	-	2,32,825	2,32,825
Other receivables	2,32,29,690	-	-	2,32,29,690	2,32,29,690
Current :					
Sundry debtors	3,23,15,82,737	-	-	3,23,15,82,737	3,23,15,82,737
Cash and cash equivalents	9,42,16,531	-	-	9,42,16,531	9,42,16,531
Advances to Suppliers/Contractors (O&M)	3,56,837	-	-	3,56,837	3,56,837
Amount recoverable from employees	89,23,236	-	-	89,23,236	89,23,236
Receivables from PGCIL	5,02,82,805	-	-	5,02,82,805	5,02,82,805
Amount recoverable from Suppliers	14,91,896	-	-	14,91,896	14,91,896
Total	3,41,03,16,557	-	-	3,41,03,16,557	3,41,03,16,557
Financial Liabilities:					
Non-current:					
Long term borrowings	44,93,79,62,307	-	-	44,93,79,62,307	44,89,20,81,094
Current:					
Borrowings	1,00,64,66,226	-	-	1,00,64,66,226	1,00,64,66,226
Creditors for Capital supplies/works	16,17,76,886	-	-	16,17,76,886	16,17,76,886
Creditors for supply of Material - O&M	2,18,99,611	-	-	2,18,99,611	2,18,99,611
Deposit & retention money from suppliers & contractors	25,11,38,292	-	-	25,11,38,292	25,11,38,292
Creditors for expenses	32,46,47,865	-	-	32,46,47,865	32,46,47,865
ICT- Payables to PSPCL	13,80,18,344	-	-	13,80,18,344	13,80,18,344
Current maturity of long term loans	4,04,51,93,437	-	-	4,04,51,93,437	4,04,51,93,437
Interest accrued but not due on borrowings LIC etc.	19,23,16,780	-	-	19,23,16,780	19,23,16,780
Miscellaneous liabilities	11,22,15,584	-	-	11,22,15,584	11,22,15,584
Staff related liabilities	11,96,96,152	-	-	11,96,96,152	11,96,96,152
Total	51,31,13,31,484	-	-	51,31,13,31,484	51,26,54,50,271

[Handwritten Signature]



(b) The carrying value and fair value of financial instruments by categories for the year ended 31.03.2017. (Amount in Rupees)

Particulars	Total carrying value as at March 31, 2017	Financial assets/liabilities at FVTPL as at March 31, 2017	Financial assets/liabilities at fair value through OCI as at March 31, 2017	Amortized cost as at March 31, 2017	Total fair value as at March 31, 2017
Financial Assets:					
Non-current:					
Amount recoverable from staff	1,93,283	-	-	1,93,283	1,93,283
Other receivables	3,91,97,436	-	-	3,91,97,436	3,91,97,436
Current :					
Sundry debtors	5,84,41,18,393	-	-	5,84,41,18,393	5,84,41,18,393
Cash and cash equivalents	15,28,092	-	-	15,28,092	15,28,092
Advances to Suppliers/Contractors (O&M)	59,773	-	-	59,773	59,773
Amount recoverable from employees	89,65,732	-	-	89,65,732	89,65,732
Receivables from PGCIL	5,98,33,707	-	-	5,98,33,707	5,98,33,707
Amount recoverable from Suppliers	24,79,555	-	-	24,79,555	24,79,555
Total	5,95,63,75,971	-	-	5,95,63,75,971	5,95,63,75,971
Financial Liabilities:					
Non-current:					
Long term borrowings	43,82,12,28,297	-	-	43,82,12,28,297	43,77,24,06,016
Current:					
Borrowings	2,08,80,94,943	-	-	2,08,80,94,943	2,08,80,94,943
Creditors for Capital supplies/works	23,90,85,888	-	-	23,90,85,888	23,90,85,888
Creditors for supply of Material - O&M	4,09,38,080	-	-	4,09,38,080	4,09,38,080
Deposit & retention money from suppliers & contractors	32,23,15,772	-	-	32,23,15,772	32,23,15,772
Creditors for expenses	38,67,17,560	-	-	38,67,17,560	38,67,17,560
ICT- Payables to PSPCL	47,70,24,581	-	-	47,70,24,581	47,70,24,581
Current maturity of long term loans	4,81,29,59,312	-	-	4,81,29,59,312	4,81,29,59,312
Interest accrued but not due on borrowings LIC etc.	16,11,94,895	-	-	16,11,94,895	16,11,94,895
Miscellaneous liabilities	11,65,60,212	-	-	11,65,60,212	11,65,60,212
Staff related liabilities	15,82,14,827	-	-	15,82,14,827	15,82,14,827
Total	52,62,43,34,367	-	-	52,62,43,34,367	52,57,55,12,086



39 Fair Value Hierarchy

- Level 1 - Level 1 hierarchy includes financial instruments measured using quoted prices (unadjusted) in active markets.
- Level 2 - Level 2 hierarchy includes financial instruments measured using inputs other than quoted prices included within Level 1 that are observable for the asset or liability, either directly (i.e. as prices) or indirectly (i.e. derived from prices).
- Level 3 - Level 3 hierarchy includes financial instruments measured using inputs that are not based on observable market data (unobservable inputs).

The following table present fair value hierarchy of assets and liabilities measured at fair value

(Amount in Rupees)

Particulars	March 31, 2018	March 31, 2017
Financial Liabilities at fair Value : Loan from PSPCL (11KV_VCB)*		
Level 1	-	-
Level 2	-	-
Level 3	3,00,47,685	2,71,06,617
Total	3,00,47,685	2,71,06,617
Valuation Technique and key inputs	DCF	DCF
Significant unobservable inputs	Interest rate of similar loan (i.e. 10.85%)	Interest rate of similar loan (i.e. 10.85%)

* Interest free loan received from PSPCL. Loan is shown at its fair value and remaining amount appeared in Deferred Income under non current liabilities using (DCF) Valuation technique and key inputs.

40 Financial risk management

Financial risk factors

The Company's activities expose it to a variety of financial risks: market risk, credit risk and liquidity risk. The Company's primary focus is to foresee the unpredictability of financial markets and seek to minimize potential adverse effects on its financial performance.

Risk	Exposure arising from	Measurement	Remarks
Market risk- Interest rate	Long term borrowings at variable rate of interest	Sensitivity analysis	The Company has not taken any measure to avoid risk arising from interest rate. Since company is able to obtain finance at competitive interest rate
Credit risk	Cash and cash equivalent, trade receivables, financial instruments.	Ageing analysis Credit rating	Majority of receivable are from Government undertaking. They are unsecured but considered good.
Liquidity risk	Borrowings and other liabilities	Rolling cash flow forecasts	Maintaining adequate cash and cash equivalent

a) Market Risk

Interest rate risk

The company's main interest rate risk arise from long term borrowings with variable rates, which expose the company to cash flow interest rate risk. Company's borrowings are denominated in INR currency during March 31, 2018 and March 31, 2017.

The exposure of company's borrowings to interest rate changes at the end of reporting period are as follows:

(Amount in Rupees)

Particulars	March 31, 2018	March 31, 2017
Variable rate borrowings	5,51,60,46,664	10,17,75,65,481
Fixed rate borrowings	14,43,09,54,227	9,06,55,20,993
Total borrowings	19,94,70,00,891	19,24,30,86,474

The above table covers all variable rate borrowing except REC loan. The Company is availing loan in many trenches so it is very difficult/cumbersome and impracticable for them to figured out variable portion attached in the REC Loans as the same have been received in various trenches.

Sensitivity

Profit or loss is sensitive to higher/lower expense from borrowings as a result of change in interest rates. The table summarizes the impact of increase/decrease in interest rates on Profit or loss.

(Amount in Rupees)

Particulars	Impact on profit after tax	
	March 31,2018	March 31,2017
Interest rates- increase by 50 basis Pts	(19,77,98,569)	(20,91,69,147)
Interest rates- decrease by 50 basis Pts	19,77,98,569	20,91,69,147



b) **Credit Risk**

Credit risk refers to the risk of default on its obligation by the counterparty resulting in a financial loss. The maximum exposure to the credit risk at the reporting date is primarily from trade receivables and unbilled revenue. Accordingly, credit risk from trade receivables has been separately evaluated from all other financial assets in the following paragraphs.

i) **Trade Receivables**

The company has outstanding trade receivables amounting to Rs.323.16 Crores (March 31, 2018) and Rs.584.41 Crores (March 31, 2017). Trade receivables are typically unsecured and are derived from revenue earned from customers.

Credit risk exposure

An analysis of age of trade receivables at each reporting date is summarized as follows:

(Amount in Rupees)

Particulars	March 31, 2018		March 31, 2017	
	Gross Amount	Impairment	Gross Amount	Impairment
Not due	1,15,39,49,999	-	79,89,94,000	-
Past due less than six months	1,83,23,00,492	-	4,79,97,92,147	-
Past due more than six months	24,53,32,246	-	24,53,32,246	-
Total	3,23,15,82,737	-	5,84,41,18,393	-

Trade receivables are impaired when recoverability is considered doubtful based on the recovery analysis performed by the company for individual trade receivables. The company considers that all the above financial assets that are not impaired and past due for each reporting dates under review are of good credit quality.

The company does not hold any collateral or other enhancements to cover its credit risks associated with its financial assets.

ii) **Other financial assets**

The Company held cash and cash equivalents of Rs. 9,42,16,531/- March 31, 2018 and Rs. 15,28,092/- March 31, 2017. The cash and cash equivalents are held with public sector banks and high rated private sector banks and do not have any significant credit risk.

c) **Liquidity Risk**

The company's principal sources of liquidity are cash and cash equivalents, cash generated from operations.

Company manages its liquidity needs by continuously monitoring cash inflows and by maintaining adequate cash and cash equivalents. Net cash requirements are compared to available cash in order to determine any shortfalls.

Short term liquidity requirements consists mainly of sundry creditors, expense payable, other payable arising during the normal course of business as at each reporting date. Company maintains a sufficient balance in cash and cash equivalents to meet its short term liquidity requirements.

Company assess long term liquidity requirements on a periodical basis and manage them through internal accruals.

The table below provides details regarding the contractual maturities of non-derivative financial liabilities. The amount disclosed in the table is the contractual undiscounted cash flows. The table includes both principal & interest cash flows.

(Amount in Rupees)

Particulars	Less than 6 months	6 months to 1 year	1-5 years	More than 5 years	Total
As at March 31, 2018					
Short Term Borrowing	1,00,00,00,000	64,66,226	-	-	1,00,64,66,226
Long Term Borrowing	2,25,27,71,889	1,79,24,21,548	18,79,48,88,461	26,14,30,73,846	48,98,31,55,744
Security Deposit	2,69,22,390	22,42,15,902	-	-	25,11,38,292
Other financial liability	-	1,07,05,71,222	-	-	1,07,05,71,222
Total	3,27,96,94,279	3,09,36,74,898	18,79,48,88,461	26,14,30,73,846	51,31,13,31,484
As at March 31, 2017					
Short Term Borrowing	1,00,00,00,000	1,08,80,94,943	-	-	2,08,80,94,943
Long Term Borrowing	2,70,14,08,000	2,11,15,51,312	17,11,33,26,000	26,70,79,02,297	48,63,41,87,609
Security Deposit	11,92,10,957	20,31,04,815	-	-	32,23,15,772
Other financial liability	-	1,57,97,36,043	-	-	1,57,97,36,043
Total	3,82,06,18,957	4,98,24,87,113	17,11,33,26,000	26,70,79,02,297	52,62,43,34,367

*The above figures are shown at their original carrying amount excluding Ind AS Adjustent



41 Capital Management

Risk Management:

The Company's objectives when managing capital are to:

1. Safeguard their ability to continue as a going concern, so that they can continue to provide returns for shareholders and benefits to other stakeholders, and
2. Maintain an optimal capital structure to reduce the cost of capital.

Consistent with others in the Industry, the Company monitors capital on the basis of following ratio:

Net Debt (Total Borrowings) divided by
Total 'Equity' as shown in the Balance Sheet

The debt -equity ratio of the Company is as follows :

Particulars	(Amount in Rupees)	
	As at March 31, 2018	As at March 31, 2017
Long term debt	48,93,72,74,531	48,58,53,65,328
Equity (including Capital Reserve)	28,64,80,98,111	28,60,77,85,666
Debt-Equity Ratio	1.71	1.70

42 Disclosure in respect of Indian Accounting Standard (Ind AS)-23 "Borrowing Costs"

The amount capitalized with Property, Plant & Equipment's as borrowing cost is Rs.39,75,59,007/- & Rs. 61,81,87,295/- for the year ended March 31, 2018 & March 31, 2017 respectively as per policy of borrowing cost as mentioned in significant accounting policies.

43 Disclosure in respect of Indian Accounting Standard (Ind AS)-36 "Impairment of assets"

The company has assessed there is no impairment of Fixed Assets being classified under major heads such as Land, Building, Plant and Machinery, Lines & Cables. In case of Assets not in use - Damaged/Unrepairable impairment loss of Rs. 3,58,46,100/- and Rs. NIL has recognised in March 2018 and March 2017 respectively.

44 Disclosure in respect of Indian Accounting standard (Ind AS) 17 "Leases"

As lessee

Operating Lease

- Future minimum lease payments under non-cancellable operating leases

Particulars	(Amount in Rupees)	
	For the year ended March 31, 2018	For the year ended March 31, 2017
Not later than 1 year	63,40,476	63,40,476
Later than 1 year and not later than 5 years	3,62,67,524	3,49,36,024
More Than 5 Years	20,30,12,099	21,06,84,075

45 Disclosure in respect of Indian Accounting standard (Ind AS)-108: "Operating Segments"

Based on the "management approach" as defined in Ind AS 108, the Chief Operating Decision Maker (CODM) evaluates the performance and allocates resources based on an analysis of various performance indicators by business segments.

45.1 Entity-Wide Disclosures-

1. Information about major customers

Customer Name	(Amount in Rupees)	
	Segment 1	
	March 31, 2018	March 31, 2017
Punjab State Power Corporation Limited	11,80,22,00,000	12,34,44,00,000

There is only one customer which contribute more than 10% of entity revenue.

2. Geographical Information

Revenue from external customers by location of operations and information about its non current assets* by location of assets are as follows:

Particulars	(Amount in Rupees)			
	Revenue from external customers		Non current Assets*	
	March 31, 2018	March 31, 2017	March 31, 2018	March 31, 2017
India (Punjab)	11,82,46,31,275	12,43,15,78,564	76,18,08,28,936	75,52,08,57,572
Total	11,82,46,31,275	12,43,15,78,564	76,18,08,28,936	75,52,08,57,572

* Non-current assets for this purpose consists of Property, Plant & Equipment and Capital work in progress.

3. Revenue from major products

Revenue from external customers for each product and service are as follow:-

Particulars	(Amount in Rupees)	
	March 31, 2018	March 31, 2017
Punjab State Power Corporation Limited	11,80,22,00,000	12,34,44,00,000
Total	11,80,22,00,000	12,34,44,00,000



46 Disclosure in respect of Indian Accounting Standard (Ind AS)-19 "Employee Benefits"

General description of various defined employee's benefits schemes are as under:

Employees recruited by PSTCL covered under the NPS scheme.

Gratuity and Leave Encashment

1 Summary of membership data

Particulars	Gratuity		Leave	
	March 31, 2018	March 31, 2017	March 31, 2018	March 31, 2017
Numbers of employees	922	560	922	560
Total Monthly Salary (in lacs)	276.50	221.58	276.50	221.58
Total Monthly Salary for leave availment (in lacs)	-	-	276.50	-
Average Past Service (Years)	3.28	3.82	3.28	3.82
Average Age (Years)	30.51	31.00	30.51	31.00
Average remaining working life (Years)	29.49	22.51	29.49	22.51
Leave balance considered on valuation date	-	-	68,976	-
Weighted average duration of PBO	20.75	-	20.75	-
Average accumulated leave per employees (days)	-	-	74.81	87.00

2 Actuarial Assumptions

a) Economic Assumptions

Particulars	Gratuity		Leave	
	March 31, 2018	March 31, 2017	March 31, 2018	March 31, 2017
Discounting Rate	7.71%	7.00%	7.71%	7.00%
Future Salary Increase	6.00%	5.00%	6.00%	5.00%

b) Demographic Assumptions

Particulars	Gratuity		Leave	
	March 31, 2018	March 31, 2017	March 31, 2018	March 31, 2017
Retirement Age (Years)	Class IV - 60 Yrs Others - 58 Yrs	Class IV - 60 Yrs Others - 58 Yrs	Class IV - 60 Yrs Others - 58 Yrs	Class IV - 60 Yrs Others - 58 Yrs
Mortality rates inclusive of provision for disability	100% of IALM (2006-08)		100% of IALM (2006-08)	
Attrition at Ages	Withdrawl Rate (%)	Withdrawl Rate (%)	Withdrawl Rate (%)	Withdrawl Rate (%)
Less than 50 Years	1.00%	1.00%	1.00%	1.00%
Above 50 Years	2.00%	2.00%	2.00%	2.00%
Leave	-	-	68,976	-
Leave availment Rate	-	-	2.50%	-
Leave lapse rate while in service	-	-	-	-
Leave lapse rate on exit	-	-	-	-
Leave encashment rate while in service	-	-	-	-

3 Actuarial Method:

Projected Unit Credit Actuarial Method

4 Scale of Benefits

Particulars	Gratuity	Leave
Salary for calculation of gratuity	Last drawn qualifying salary	Last drawn qualifying salary
Vesting period	5 years of service	NIL
Benefits on normal retirement	As per Gratuity rules applicable to State Government Employees (CSR Rules)	Maximum upto 300 days or Actual accumulation whichever is less
Benefit on early retirement/withdrawl/resignation	Same as normal retirement benefit based on service upto the date of exit.	Same as normal retirement benefit
Benefits on death in service	Same as normal retirement benefit based on service upto the date of death & no	
Limit	20.00 lacs	
Benefits		
1. Yearly accrual	-	22.81 days
2. Maximum accumulation	-	300 days
3. Total Leave Days	-	68,976
4. Availment in service (compensated absence)	-	Yes
5. Leave encashment in service	-	No
6. Leave encashment on exit	-	Yes
7. Month to be treated as	-	30 days

5 Plan Liability

Particulars	Gratuity		Leave	
	March 31, 2018	March 31, 2017	March 31, 2018	March 31, 2017
Present value of obligation as at the end of the period	4,50,03,764	2,41,61,090	7,02,63,687	7,04,64,224



6 Service Cost

Particulars	Gratuity		Leave	
	March 31, 2018	March 31, 2017	March 31, 2018	March 31, 2017
Current Service cost	94,61,638	61,86,822	2,68,62,660	2,33,11,655
Past Service cost including curtailment Gains/Losses	-	-	-	-
Gains or Losses on Non routine settlements	-	-	-	-
Total Service Cost	94,61,638	61,86,822	2,68,62,660	2,33,11,655

7 Net Interest Cost

Particulars	Gratuity		Leave	
	March 31, 2018	March 31, 2017	March 31, 2018	March 31, 2017
Interest cost on defined benefit obligation	16,91,276	10,71,814	49,32,496	22,43,770
Interest income on Plan Assets	-	-	-	-
Net Interest cost (Income)	16,91,276	10,71,814	49,32,496	22,43,770

8 Change in Benefit Obligation

Particulars	Gratuity		Leave	
	March 31, 2018	March 31, 2017	March 31, 2018	March 31, 2017
Present value of obligation as at the beginning of the period	2,41,61,090	1,53,11,622	7,04,64,224	3,20,53,858
Acquisition adjustment	-	-	-	-
Interest cost	16,91,276	10,71,814	49,32,496	22,43,770
Service cost	94,61,638	61,86,822	2,68,62,660	2,33,11,655
Past service cost including curtailment Gains/Losses	-	-	-	-
Benefits Paid	-	-	-	-
Total Actuarial (Gain)/Loss on obligation	96,89,760	15,90,832	(3,19,95,693)	1,28,54,941
Present value of obligation as at the end of the period	4,50,03,764	2,41,61,090	7,02,63,687	7,04,64,224

9 Bifurcation of Actuarial Gain/Loss on obligation

Particulars	Gratuity		Leave	
	March 31, 2018	March 31, 2017	March 31, 2018	March 31, 2017
Actuarial (Gain)/Loss on arising from change in Demographic Assumption	-	-	-	-
Actuarial (Gain)/Loss on arising from change in Financial Assumption	22,94,971	31,12,856	38,26,672	-
Actuarial (Gain)/Loss on arising from Experience Adjustment	73,94,789	(15,22,024)	(3,58,22,365)	-
Total Actuarial (Gain)/Loss on obligation	96,89,760	15,90,832	(3,19,95,693)	1,28,54,941

10 Actuarial Gain/Loss on Plan Asset

Particulars	Gratuity		Leave	
	March 31, 2018	March 31, 2017	March 31, 2018	March 31, 2017
Expected Interest Income	-	-	-	-
Actual Income on Plan Asset	-	-	-	-
Actuarial Gain/(Loss) for the year on Asset	-	-	-	-

11 Balance Sheet and related analysis

Particulars	Gratuity		Leave	
	March 31, 2018	March 31, 2017	March 31, 2018	March 31, 2017
Present value of the obligation at end	4,50,03,764	2,41,61,090	7,02,63,687	7,04,64,224
Fair value of Plan Assets	-	-	-	-
Unfunded (Liability)/Provision in Balance Sheet	(4,50,03,764)	(2,41,61,090)	(7,02,63,687)	(7,04,64,224)

12 The amounts recognized in the income statement

Particulars	Gratuity		Leave	
	March 31, 2018	March 31, 2017	March 31, 2018	March 31, 2017
Total service cost	94,61,638	61,86,822	2,68,62,660	2,33,11,655
Net interest cost	16,91,276	10,71,814	49,32,496	22,43,770
Net actuarial (gain)/loss recognized in the period	-	-	(3,19,95,693)	1,28,54,941
Expenses recognized in the income statement	1,11,52,914	72,58,636	(2,00,537)	3,84,10,366

13 Other Comprehensive Income (OCI)

Particulars	Gratuity		Leave	
	March 31, 2018	March 31, 2017	March 31, 2018	March 31, 2017
Net cumulative unrecognized actuarial gain/(loss) opening	-	-	-	-
Actuarial gain/(loss) for the year on PBO	(96,89,760)	(15,90,832)	-	-
Actuarial gain/(loss) for the year on Asset	-	-	-	-
Unrecognized actuarial gain/(loss) at the end of the year	(96,89,760)	(15,90,832)	-	-

Amal



14 Change in Plan Assets

Particulars	Gratuity		Leave	
	March 31, 2018	March 31, 2017	March 31, 2018	March 31, 2017
Fair value of plan assets at the beginning of the period	-	-	-	-
Actual return on plan assets	-	-	-	-
Employer contribution	-	-	-	-
Benefits paid	-	-	-	-
Fair value of plan assets at the end of the period	-	-	-	-

15 Major categories of plan assets (as percentage of total plan assets)

Particulars	Gratuity		Leave	
	March 31, 2018	March 31, 2017	March 31, 2018	March 31, 2017
Government of India Securities	-	-	-	-
State Government Securities	-	-	-	-
High Quality Corporate Bonds	-	-	-	-
Equity Shares of Listed Companies	-	-	-	-
Property	-	-	-	-
Funds managed by Insurer	-	-	-	-
Bank Balance	-	-	-	-
Total	-	-	-	-

16 Change in Net Defined Benefit Obligation

Particulars	Gratuity		Leave	
	March 31, 2018	March 31, 2017	March 31, 2018	March 31, 2017
Net defined benefit liability at the beginning of the period	2,41,61,090	1,53,11,622	7,04,64,224	3,20,53,858
Acquisition adjustment	-	-	-	-
Total Service cost	94,61,638	61,86,822	2,68,62,660	2,33,11,655
Net Interest cost (income)	16,91,276	10,71,814	49,32,496	22,43,770
Re - measurements	96,89,760	15,90,832	(3,19,95,693)	1,28,54,941
Contribution paid to the Fund	-	-	-	-
Benefit paid directly by the enterprise	-	-	-	-
Net defined benefit liability at the end of the period	4,50,03,764	2,41,61,090	7,02,63,687	7,04,64,224

17 Bifurcation of PBO at the end of the year in current and non-current

Particulars	Gratuity		Leave	
	March 31, 2018	March 31, 2017	March 31, 2018	March 31, 2017
Current liability (Amount due within one year)	11,63,991	53,818	20,90,814	7,50,116
Non current liability (Amount due over one year)	4,38,39,773	2,41,07,272	6,81,72,873	6,97,14,108
Total PBO at the end of the year	4,50,03,764	2,41,61,090	7,02,63,687	7,04,64,224

18 Expected contribution for the next Annual reporting period

Particulars	Gratuity	Leave
Service cost	1,10,77,670	1,71,02,593
Net interest cost	34,69,790	54,17,330
Expected expenses for the next annual reporting period	1,45,47,460	2,25,19,923

19 Sensitivity Analysis of the defined benefits obligation

Particulars	Gratuity		Leave	
	March 31, 2018	March 31, 2017	March 31, 2018	March 31, 2017
a) Impact of the Change in discount rate				
Present value of obligation at the end of the period	4,50,03,764	2,41,61,090	7,02,63,687	7,04,64,224
(i) Impact due to increase of 1%	(74,18,464)	(35,31,702)	(1,45,19,294)	(86,02,560)
(ii) Impact due to decrease of 1%	83,01,812	44,15,908	1,12,64,416	1,05,04,017
b) Impact of the Change in salary increase				
Present value of obligation at the end of the period	4,50,03,764	2,41,61,090	7,02,63,687	7,04,64,224
(i) Impact due to increase of 1%	84,15,321	43,90,474	1,14,24,302	1,04,31,955
(ii) Impact due to decrease of 1%	(75,52,105)	(34,76,539)	(1,47,46,074)	(84,37,142)



47 Disclosure in respect of Indian Accounting Standard 24 "Related Parties Disclosures"

Disclosures for Other than Govt. Related Entities

a List of key managerial personnel

Name	Designation	Period	
Sh. A. Venu Parsad - IAS	CMD	01.04.2017	31.03.2018
Sh. Umakanta Panda	Director/F & C	01.04.2017	10.08.2017
Sh. Jatinder Goyal	Director/F & C	08.09.2017	31.03.2018
Sh. Niraj Hit Abhilashi Tayal	Director/ Administration	01.04.2017	30.04.2017
Smt. Shashi Prabha	Director/Technical	01.04.2017	31.03.2018
Sh. Surinder Kumar Beri	Chief Financial Officer	01.04.2017	17.09.2017
Sh. Vinod Kumar Bansal	Chief Financial Officer	19.09.2017	31.03.2018
Sh. Jasvir Singh	Company Secretary	01.04.2017	31.03.2018

b Compensation of key management personnel

(Amount in Rupees)

Particulars	Sh. A. Venu Parsad		Sh. Umakanta Panda		Sh. Jatinder Goyal		Sh. Niraj Hit Abhilashi Tayal	
	For the year ended March 31, 2018	For the year ended March 31, 2017	For the period 01.04.2017 to 10.08.2017	For the year ended March 31, 2017	For the period 08.09.2017 to 31.03.2018	For the year ended March 31, 2017	For the period 01.04.2017 to 30.04.2017	For the year ended March 31, 2017
Short-term benefits including perquisites	-	-	9,53,788	23,35,062	14,42,707	-	1,96,967	22,25,331
Post-employment benefits	-	-	-	-	-	-	-	-
Other long-term benefits	-	-	-	-	-	-	-	-
Termination benefits	-	-	10,23,982	-	-	-	1,30,396	-
Total	-	-	19,77,770	23,35,062	14,42,707	-	3,27,363	22,25,331

Particulars	Smt. Shashi Prabha		Sh. Surinder Kumar Beri		Sh. Vinod Kumar Bansal		Sh. Jasvir Singh	
	For the year ended March 31, 2018	For the year ended March 31, 2017	For the period 01.04.2017 to 17.09.2017	For the year ended March 31, 2017	For the period 19.09.2017 to 31.03.2018	For the year ended March 31, 2017	For the year ended March 31, 2018	For the year ended March 31, 2017
Short-term benefits including perquisites	21,03,912	19,96,669	11,24,824	21,66,116	12,52,753	-	19,30,382	16,53,363
Post-employment benefits	-	-	-	-	-	-	-	-
Other long-term benefits	-	-	-	-	-	-	-	-
Termination benefits	-	-	-	-	-	-	-	-
Total	21,03,912	19,96,669	11,24,824	21,66,116	12,52,753	-	19,30,382	16,53,363

No remuneration has been paid to Sh. A.Venu Parsad, IAS CMD PSTCL, being additional charge during FY 2017-18.





PUNJAB STATE TRANSMISSION CORPORATION LIMITED

c Disclosure for transactions entered with Govt. and Govt. Entities and other entities

Particulars	Nature of Relationship
Govt. of Punjab	Major Shareholder
PSPCL	Major customer

(Amount in Rupees)

Related Party	Nature of Transaction	Transaction During 2018	Transaction During 2017	Balance as on March 31,2018	Balance as on March 31,2017
PSPCL	Interest on Loan	52,61,57,568	53,07,81,551	-	-
	Loan Balance	-	-	7,59,28,898	5,03,16,73,998
	Trade Receivable	-	-	2,98,59,02,000	5,59,01,15,000
	Revenue	11,80,22,00,000	12,34,44,00,000	-	-
	ICT	-	-	13,80,18,344	47,70,24,581
Government of Punjab	Carrying Cost - Revenue	-	(14,56,00,000)	-	-
	Carrying Cost - Receivable	-	-	24,49,00,000	24,49,00,000
	Guarantee Fee	5,00,00,001	10,00,00,000	-	-
	Guarantee Fee - Accrued	-	-	-	4,00,00,000

Company has availed exemption mention in para 25 of Ind AS 24 "Related Party Transaction"



48 Disclosure in respect of Indian Accounting Standard (Ind AS)-33 "Earnings Per Share(EPS)"

i) Basic EPS

Basic EPS amounts are calculated by dividing the profit for the year attributable to equity holders of the entity by the weighted average number of Equity shares outstanding during the year.

(Amount in Rupees)

Particulars	For the year ended March 31, 2018	For the year ended March 31, 2017
Profit (loss) for the year, attributable to the owners of the company	5,00,02,205	4,93,89,799
Earnings used in calculation of basic earnings per share (A)	5,00,02,205	4,93,89,799
Weighted average number of ordinary shares for the purpose of basic earnings per share (B)	60,58,83,465	60,58,83,465
Basic EPS (A/B)	0.08	0.08

ii) Diluted EPS

Diluted EPS amounts are calculated by dividing the profit attributable to equity holders of the entity (after adjusting for interest on the convertible preference shares) by the weighted average number of Equity shares outstanding during the year plus the weighted average number of Equity shares that would be issued on conversion of all the dilutive potential Equity shares into Equity shares.

(Amount in Rupees)

Particulars	For the year ended March 31, 2018	For the year ended March 31, 2017
Profit (loss) for the year, attributable to the owners of the company	5,00,02,205	4,93,89,799
Earnings used in calculation of basic earnings per share	5,00,02,205	4,93,89,799
Profit attributable to equity holders of the owner adjusted for the effect of dilution (A)	5,00,02,205	4,93,89,799
Weighted average number of ordinary shares for the purpose of basic earnings per share	60,58,83,465	60,58,83,465
Weighted average number of Equity shares adjusted for the effect of dilution (B)	60,58,83,465	60,58,83,465
Diluted EPS (A/B)	0.08	0.08

49 Assets hypothecated as security

The carrying amount of assets hypothecated as security for current & non current borrowings are:

(Amount in Rupees)

Particulars	For the year ended March 31, 2018	For the year ended March 31, 2017
Current Financial Assets		
First Charge (Hypothecation)	3,40,55,15,053	6,02,40,31,255
Non-Financial Assets		
Hypothecation	-	-
Total Current assets	3,40,55,15,053	6,02,40,31,255
Non Current		
Hypothecation	35,56,34,12,875	36,25,69,11,800
Total Non Current assets	35,56,34,12,875	36,25,69,11,800



- 50 In pursuance to memo no. 01/15/2010-EB(PR)/396 dated 29.11.2011 from Department of Power, Government of Punjab, Chandigarh, certain units of PSTCL were ordered to be transferred to PSPCL on account of transfer of 66 KV works to PSPCL. However, certain balances which are un-identified on account of either opening balances or non-availability of details thereof have been kept on "as is where is basis" and these will be transferred to PSPCL in future when identified.
- 51 There are some unidentifiable receivables and payables which pertain to erstwhile PSEB period and are very old which are being examined in detail and will be reconciled in due course of time for effecting the required corrections, adjustments and set offs as the case may be.
- 52 Some of the assets as allocated to the Company, vide Notification dated 24.12.2012 by the Govt. of Punjab, are being utilized by Punjab State Power Corporation Ltd. (PSPCL). Similarly, the Company is also using some of the assets of PSPCL. The accounting of rentals payable/receivable to/from PSPCL has not been made in the accounts of Company in the absence of any agreement between the two Companies for use of such assets.
- 53 As per Ind AS-12, the deferred tax assets (the deferred tax benefits) should be recognized only when there is a certainty for the income generation in future which can be utilized for setting off the said deferred tax assets. Considering the accumulated unabsorbed losses, it is not probable that the same can be set off with the future income within the allowable period specified in the Income Tax Act 1961. In view of the said uncertainty, it is considered prudent not to recognize the deferred tax asset in the current financial year 2017-18.
- 54 The balances of trade receivables, advances to suppliers/contractors, loans & advances and other parties shown in the accounts as at 31.03.2018 are subject to confirmation.
- 55 The balance under Inter Corporate Transaction (ICT) payable to PSPCL as shown in Note 20 amounting to Rs.13,80,18,344/- as on 31.03.2018 is subject to confirmation.
- 56 **Dues to Micro, Small and Medium Enterprises**
Based on the information available with the company, there are no outstanding balances of parties covered under Micro, Small and Medium Enterprises Development Act, 2006.
- Principal amount remaining unpaid at the end of the year to Micro, Small & Medium enterprise; - NIL
 - Interest accrued & remaining unpaid at the end of the year to Micro, Small & Medium enterprise for the current year; - NIL
 - Amount of interest paid during the year along with the payment of principal amount made beyond the appointed day; - NIL
 - Amount of interest carried forward from last accounting year with interest for the current year on such interest; - NIL
- 57 As per paragraph 49 of framework for preparation and presentation of financial statement and Guidance Note on MAT credit issued by ICAI:
"An asset is a resource controlled by the enterprise as a result of past events from which future economic benefits are expected to flow to the enterprise". For the purpose of consideration of the probability of expected future economic benefits in respect of MAT credit, the fact that a company is paying MAT and not the normal income tax, provides a prima facie evidence that normal income tax liability may not arise within the specified period to avail MAT credit. In view of this, MAT credit should be recognised as an asset only when and to the extent there is convincing evidence that the company will pay normal income tax during the specified period. Since as per income tax return PSTCL has unabsorbed brought forward depreciation of 923.12 crores as on March 31, 2017. Hence, management has estimated that no future economic benefit from MAT credit will flow to the entity. Hence, MAT credit is not recognised in the books of account.



58 The books of account of Civil Works Division, Jalandhar include completed assets of Plant & Machinery which has not been transferred to the respective P&M Divisions. Pending transfer of completed assets which relates to erstwhile PSEB period, to the concerned P&M divisions, depreciation on all such completed assets of Rs. 1,64,50,080/- in respect of Civil Work division Jalandhar has been provided in the concerned construction division as charge to P&L account.

59 Standards issued but not yet effective

The amendments to standards that are issued, but not yet effective, up to the date of issuance of the Corporation's financial statements are disclosed below. The Corporation intends to adopt these standards, if applicable, when they become effective.

The Ministry of Corporate Affairs (MCA) has issued the Companies (Indian Accounting Standards) Amendment Rules, 2018 amending the following standards:

Ind AS 115 - Revenue from Contracts with Customers:

In March 2018, the Ministry of Corporate Affairs had notified Ind AS (Revenue from Contracts with Customers) which would be applicable to the Corporation for accounting periods beginning on or after 1st April 2018. This standard establishes the principles that an entity shall apply to report useful information to users of financial statements about the nature, amount, timing and uncertainty of revenue and cash flows arising from a contract with a customer. The Corporation is evaluating the requirements of the standard and its impact on its financial statements.

Amendments to Ind AS 12 - Recognition of Deferred Tax Assets for unrealised losses:

The amendments clarify that an entity needs to consider whether tax law restricts the sources of taxable profits against which it may make deductions on the reversal of deductible temporary difference. Further more, the amendments provide guidance on how an entity should determine future taxable profits and explain the circumstances in which taxable profit may include the recovery of some assets for more than their carrying amount. The corporation is evaluating the requirements of the amendment and the effect on the financial statements.

These amendments are effective for annual periods beginning on or after 1st April, 2018.


60 The previous year's figures have been reclassified/regrouped/merged for the purpose of comparison with the current year's figures in the Balance Sheet, Statement of Profit & Loss and Notes to accounts, wherever necessary.

As per our report of even date attached
For Rajiv Goel & Associates
Chartered Accountants
FRN 011106N




(Rohit Goel)
Partner
M.No 091756
Place: Patiala
Date: 14.9.2018

For and on behalf of the Board


(Er. Ajay Kumar Kapur)
Director/Technical


(Vinod Bansal)
Chief Financial Officer


(A. Venu Prasad)
Chairman-cum-Managing
Director


(Jasvir Singh)
Company Secretary