



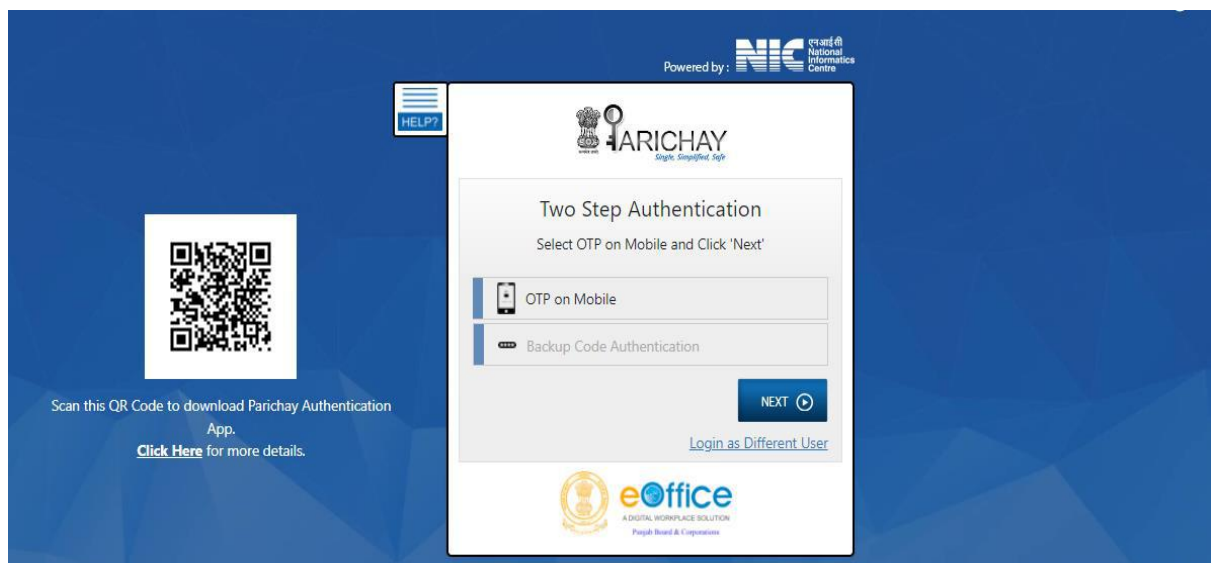
1. Click on link <https://eofficepmb.punjab.gov.in/> for login into E-Office. Following screen will appear.



2. Enter full email (like abc@punjab.gov.in) and password and click next.



3. Two step Authentication page will appear. Click OTP on Mobile option and click next.



4. You will receive OTP on your mobile. Enter OTP and click Next. You will be logged in to e-Office.

Powered by:

PARICHAY
Single-Simplified App

OTP Authentication

OTP successfully sent to registered Mobile +91*****3600

Enter OTP

Show OTP
 Don't ask me again on this Device

NEXT

[Update Profile](#)
[Resend OTP](#) [Login as Different User](#)

Download Parichay Authenticator Mobile App for Seamless and Secure Multi Factor Authentication [Know More](#)